



D&D Technologies

Hi-Performance Hardware

www.ddtechglobal.com



Trade Catalog

- GATE LATCHES
- GATE LOCKS
- GATE HINGES
- SECURITY LOCKS
- GATE ACCESSORIES

COMPANY PHILOSOPHY

D&D Technologies is dedicated to the design and manufacture of top-quality, state-of-the-art gate hardware products.

Our commitment to innovation began in the late 1980s with the award-winning MAGNA•LATCH® magnetic gate latch and tension-adjustable TRU•CLOSE® hinges.

Both of these revolutionary designs were engineered with our original goal in mind – to improve child safety around swimming pools.

That philosophy is still as important today, but our horizons have since expanded to encompass a comprehensive range of safety and security products.

Since our inception, D&D has fostered excellent working relationships with fencing manufacturers, contractors, locksmiths and safety groups worldwide.

It is through this constant process of feedback, consultation and co-operation that we are best able to evaluate and understand the needs of our customers and end-users.



RESEARCH & DEVELOPMENT

D&D Technologies stands at the cutting-edge of design and innovation. Our staff understand the important role research and development plays in allowing us to achieve our goal – to provide effective solutions for customers and business partners.

As a company, we are a market leader, not an imitator. Our experienced engineers, industrial designers and technicians utilize the latest CAD/CAM capabilities, 3D modeling and stringent testing programs to ensure our products meet the strictest quality and safety standards.

D&D constantly seeks the guidance of industry experts, polymer consultants, distributors, and of course, our customers.

In short, we make it our business to know our business.



QUALITY ASSURANCE & Limited LIFETIME WARRANTY

D&D Technologies is a fully accredited Quality Assurance company and operates under the auspices of the internationally recognized ISO 9001 Accreditation.

ISO 9001 covers the design as well as the manufacture of products, and D&D is philosophically committed to its principles of quality, safety and accuracy.

D&D Technologies is a division of the D&D Group of Companies, which boasts three prestigious Australian Design Awards and a host of international awards, affiliations and endorsements.

Our products comply with all relevant safety and function compliance standards, and are backed by our limited Lifetime Warranty, which covers materials and workmanship.



AWARDS

Australian Design Award



SILVER MEDAL



"Kidsafe Product Award" Year 2000

MEMBERSHIPS



D&D Technologies is the founding sponsor of the National Drowning Prevention Alliance, and is proud to support this important and potentially life-saving effort.

Hi-Performance Gate Hardware

Finding modern solutions to age-old problems

| PAGE | GATE LATCHES & LOCKS | |
|------------------------------|-------------------------------------------------------------------------------------------------------------------------------------------------------------------------|-------------------------------------------------------------------------------------------|
| 5 | LATCH & LOCK SELECTION GUIDE | |
| 6-11 | MAGNA-LATCH® Magnetic Safety Gate Latch | <ul style="list-style-type: none"> Swimming Pools & Child Safety Areas |
| 12-14 |  Lever-Handled, Magnetic Gate Lock | <ul style="list-style-type: none"> Magnetic Security Gate Lock |
| 16-17 |  Self-Locking Security Gate Latch (Heavy Duty) | <ul style="list-style-type: none"> Self-Locking Security |
| 18-19 |  The Ultimate Privacy & Security Gate Latch | <ul style="list-style-type: none"> Privacy & Security |
| 20-21 |  Key Lockable Gate Latch - Regular & Round models | <ul style="list-style-type: none"> General-Purpose |
| 22 |  | <ul style="list-style-type: none"> General-Purpose |
| SECURITY LOCKS | | |
| 23-25 |  Security Locks Superior, Stainless Steel Gate & Door Security Locks | <ul style="list-style-type: none"> Stainless Steel Security |
| GATE HINGES | | |
| HINGE SELECTION GUIDE | | |
| 26-27 | | |
| 28-35 |  Self-Closing Safety Gate Hinges | <ul style="list-style-type: none"> Self-Closing (Safety & General) |
| 36-37 |  General-Purpose Gate Hinges | <ul style="list-style-type: none"> General-Purpose |
| GATE ACCESSORIES | | |
| 38 |  Superior, Security Drop-Bolt (cane bolt) | <ul style="list-style-type: none"> Drop-Bolts (cane bolts) |
| 39 |   | <ul style="list-style-type: none"> Gate Stops Gate Handles |
| | Gate Alignment & Noise Reduction Device | Convenient & Ergonomic Gate Opening Device |



D&D TECHNOLOGIES WORLDWIDE AFFILIATIONS AND RECOGNIZED CODE COMPLIANCE:

AUSTRALASIA • Master Locksmiths Association of Australasia Ltd • Standards Australia – Pool Fencing & Safety Gate Compliance • Swimming Pool & Spa Association (SPASA) • Royal Life Saving Society of Australia (RLSSA) • Laurie Lawrence's "Kids Alive – Do The Five" Program • Water Safety New Zealand (WSNZ) • McDonald's® Restaurant Playlands (Australia) • Architectural Hardware Industry Association (AHIA) • Master Builders' Association (MBA) **NORTH AMERICA** • Associated Locksmiths of America (ALOA) • U.S. Consumer Product Safety Commission (CPSC) • AFA Field Training School Faculty • Association of Pool & Spa Professionals (APSP) • International Code Council (ICC) • ASTM International (ASTM) • Founding Sponsor, National Drowning Prevention Alliance (NDPA) • Permanent Faculty, AFA Field Training School **EUROPE** • Certain products conform with AFNOR Standard NF P90-306 (relating to swimming pools; tested by LNE E013331)

Limited LIFETIME WARRANTY & LIMITATION OF LIABILITY

D&D Technologies ("D&D") products are warranted to be free of defects in materials and workmanship to the original purchaser for as long as he/she owns the product. If a structural defect appears, the original purchaser may return the item, freight prepaid, together with proof of purchase to D&D or its approved international agents. D&D or its agent will, at their discretion, repair or replace the defective item or part without charge to the purchaser. THIS WARRANTY SHALL NOT APPLY WHEN the product has been tampered with, when repairs or attempted repairs have been made by unauthorized persons, where the item has been subjected to misuse, abuse, accident or damage in transit, or where the installer has not followed the instructions set out during installation, operations, or Maintenance Requirements. IN NO EVENT SHALL THE COMPANY BE LIABLE FOR ANY INCIDENTAL OR CONSEQUENTIAL DAMAGES. No warranty is given other than that set out above. No other express or implied warranties (including statutory warranties) apply, other than warranties which may not be legally excluded. **Note:** D&D Technologies reserves the right to modify or update any products within this catalog without notice.





D&D Technologies

Hi-Performance Hardware

How do you increase sales and profits with D&D's products?



FOR THE CONSUMER,
QUALITY STARTS AND
ENDS AT THE GATE –
THE ONLY PART OF THE
FENCE THEY USE DAILY!

FACT:

- Latches and hinges represent less than 1% of the cost of an average fence installation, but...
- 95%+ of callbacks are related to gates (i.e. hinge & latch) operation.
- D&D's hinge & latch solutions have a failure rate of less than 1 in 1,000!
- One callback can cost hundreds, if not thousands, of dollars.

Consider the TOTAL cost of just one callback: phone calls, paperwork, trip charges, cost of replacement product, disruption to your job schedule and most important of all, the lost opportunity to quote, sell and install more fencing.

SOLUTION:

Use D&D Technologies' hinges and latches for...

- Reduced callbacks (failure rate less than 1 in 1,000)
- Quicker & easier installations (features like vertical and horizontal adjustment, tension adjustment, no welding)
- Increased customer satisfaction (will not rust or corrode, self lubricating, highly adjustable)
- More time selling and installing fencing (where you make your money)
- Increased sales and profits for you

THE BOTTOM LINE:

For products that cost less than 1% of a total fence job, yet can represent 95% of costly callbacks, does it make sense to try and save a couple of \$\$ with lesser quality products. One failure can cost you hundreds of \$, even thousands of \$?

**ELIMINATE EXPENSIVE CALLBACKS
BEFORE THEY HAPPEN!**



Choosing Your Latch or Lock...

QUICK PRODUCT SELECTION GUIDE



| GATE LATCH SPECIFIER | | | | | | | | |
|-----------------------------------------------------------|-----------------------------------|------------|----------------------|-------------|----------------|-------------------------------|---------------------|-------------------------------------|
| GATE PRODUCT | GATE MATERIAL | TYPE | LOCK TYPE/ REKEYABLE | KEYED ALIKE | IDEAL GATE GAP | GAP VARIANCE | VERTICAL ADJUSTMENT | LOCKS OR OPERATES BOTH SIDES OFGATE |
| MAGNA•LATCH® Top Pull | Metal, Wood, Vinyl, Chain link | Magnetic | Wafer/No | YES | 3/4" 19mm | 1/2" – 17/16" 13–36mm * | 1 1/2" 38mm | NO |
| MAGNA•LATCH® Vertical Pull | Metal, Wood, Vinyl, Chain link | Magnetic | Wafer/No | YES | 3/4" 19mm | 1/2" – 17/16" 13–36mm * | 3/4" 19mm | NO |
| MAGNA•LATCH® Side Pull | Metal, Wood, Vinyl | Magnetic | No Lock | No Lock | 3/8" 10mm | 3/8" – 3/4" 10–19mm | 3/8" 10mm | NO |
| MAGNA•LATCH® Side Pull (GLASS) | Glass | Magnetic | No Lock | No Lock | 3/8" 10mm | 3/8" – 3/4" 10–19mm | 3/8" 10mm | NO |
| Z•LOKK™ | Metal | Magnetic | 6-pin/Yes | Optional | 3/4" 19mm | 3/8" – 1 1/4" 10–32mm | 1/2" 13mm | YES |
| Lokk•Latch® PRO-SL (Self-Locking) | Metal, Wood, Vinyl | Gravity | 6-pin/Yes | Optional | 3/4" 19mm | 1/2" – 1 1/2" 13–38mm | 3/8" 10mm | YES |
| Lokk•Latch® DELUXE | Metal, Wood, Vinyl | Gravity | 6-pin/Yes | Optional | 1" 25mm | 5/8" – 1 1/2" 16–38mm | 1/2" 13mm | YES |
| Lokk•Latch® Series 2 | Metal, Wood, Vinyl | Gravity | Wafer/No | YES | 3/4" 19mm | 3/8" – 1 3/8" 10–35mm | 1/2" 13mm | YES |
| Lokk•Latch® Series 2 Round Post | Chain link | Gravity | Wafer/No | YES | 1 1/2" 38mm | 1" – 2" 25–50mm | 1/2" 13mm | YES |
| T•Latch™ | Metal, wood, vinyl | Gravity | Wafer/No | YES | 1 1/2" 38mm | 1" – 2" 25–50mm | 1/2" 13mm | YES |
| D&D HaspLock™ Architectural | Metal | Hasp Lock | 6-pin/Yes | Optional | N/A | Up to 4" 100mm | N/A | NO |
| D&D PullBolt™ Architectural (Face Mount) | Metal | Throw Bolt | 6-pin/Yes | Optional | 3/16" 5mm | 3/32" – 11/32" 2–9mm | N/A | NO |
| D&D PullBolt™ Architectural (Side Mount) | Metal | Throw Bolt | 6-pin/Yes | Optional | 1/4" 6mm | 1/8" – 1/2" 3–13mm | N/A | NO |

* See pages 7 & 8 for 2" Gap Adaptor Kits

Hi-Performance Gate Hardware



Use the safest, use...

MAGNA-LATCH®

MAGNETIC SAFETY GATE LATCH

- Magnetically triggered latching
- Key lockable safety (Top Pull & Vertical Pull)
- Adjusts horizontally *and* vertically
- Patented 'Lost Motion' Technology
- Quick and easy to install



Ideal for children's playgrounds and childcare centers

WORLD'S #1 CHILD SAFETY GATE LATCH

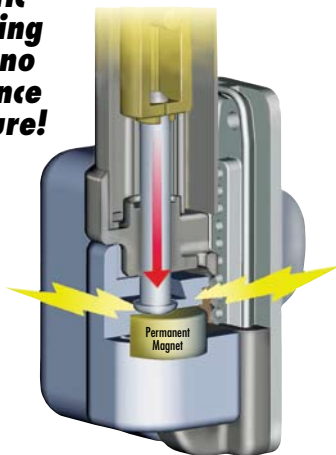
Magna-Latch® Top Pull & Vertical Pull models are all keyed alike.

Independently tested to meet Pool Barrier & Safety Codes



Endorsed by Laurie Lawrence, former Australian Olympic Swimming Coach and internationally recognized child water safety advocate.

Magnetic triggering means no resistance to closure!



Australian Design Award



Features

- Patented magnetic self-latching
- Meets international barrier/safety codes
- Quality molded polymers & stainless steel
- Key lockable (Top Pull & Vertical Pull)
- Screws hidden while locked
- Engineered for ease of installation
- Latches even in the "locked" position
- Won't disengage from shaking & pulling
- Magnet is ultrasonically sealed
- Tested to 400,000 cycles

Benefits

- No mechanical jamming during closure
- Unprecedented reliability & safety
- No rusting, binding or staining
- Added safety and peace-of-mind
- Resists tampering
- Reduced installation time (costs)
- Exceptional safety & reliability
- Can't be forced open
- Protected from the elements
- Proven to last the test of time

Child Safety Gate Latches

MAGNA•LATCH® MAGNETIC SAFETY GATE LATCH

MAGNA•LATCH® Safety Gate Latches are a revolutionary breakthrough in latching security for gates around swimming pools, homes and child safety areas.

Powered by super-strong “Permanent Magnets,” which never lose power, these quality latches incur no mechanical interference to closure and so offer unprecedented reliability, safety and child resistance.

The popular “Top Pull” model is designed especially for swimming pool gates but can be installed to any gate where child safety is important. The shorter “Vertical Pull” model is recommended for gates at least 5’ (1.5m) tall. This model is also known as the ‘Pet Latch’, as it can provide security for pet safety gates.

All latches adapt readily to most new or existing gates and any gate material. Two models are key-lockable to provide an added degree of safety.

The “Series 2” latches can be adjusted vertically and horizontally to ensure safe, reliable latching at any time during or after installation.

Vertical adjustment is quick and easy because the latch body slides up and down dovetail-style tracks for easier, sturdier installation.

Horizontal adjustment is achieved by adjusting a screw within the “Striker Body” so that the striker can be adjusted across gaps ranging from 1/2”–17/16” (13–37mm).

The “Series 2” models provide extra impact resistance and durability on larger gates and also against heavy pedestrian traffic.



Pet Security Gate Latch

MAGNA•LATCH is also suitable for house and garden gates where pet security and pet access control are important. It prevents pets from escaping and keeps them safe from unwanted intruders.

KEY LOCKABLE

PROTECT CHILDREN

TOP PULL model

VERTICAL PULL model (and PET LATCH model)

SIDE PULL model

MAGNA•LATCH® has been tested to more than 400,000 cycles. Most swimming pool barrier codes require gates to be self-closing and self-latching. The MAGNA•LATCH® range has been designed and independently tested to meet strict international safety codes.

ALL-IED PRODUCTS LIMITED LIFETIME WARRANTY

ROUND POST ADAPTOR KIT

The ‘Round Post Adaptor Kit’ is an optional kit for mounting Magna•Latch ‘Top Pull’ or ‘Vertical Pull’ latches to gates and fences with round posts.

The kit includes adaptor brackets and shims to fit most common chain link and railing post diameters.

For gaps up to 2" (50mm)

Code: **MLS2RPAKA** (Black only)

Post diameters: 17/8”–2” (48–50mm), 23/8” (60mm), 27/8” (73mm)
Gate diameters: 13/8” (35mm), 15/8” (41mm)



MAGNA-LATCH®

MAGNETIC SAFETY GATE LATCH

QUICK & EASY INSTALLATION

Fits all materials...

INSTALLATION REQUIREMENTS

(Top Pull & Vertical Pull models)

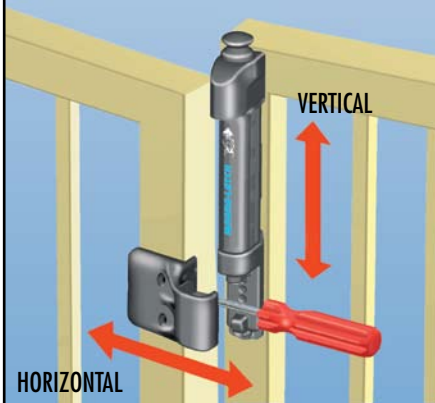
For swimming pool and other child safety gates, most Barrier Codes and Standards specify the following requirements:

- The pool gate must open outward, away from the pool, so the latch must be installed to the outside of the gate
- The latch release knob is to be mounted at least 54" or 60" (1370 or 1500mm) above finished ground – or at a height specified by your local community Codes
- The fence height should be a minimum 48" (1200mm) above finished ground – or at a height specified by your local barrier/fencing Codes

Always confirm any such requirements with the appropriate local pool or safety authorities in your area, as regulations may vary from region to region. Always install the latch in accordance with local fence/barrier regulations.

Adjusts in two directions!

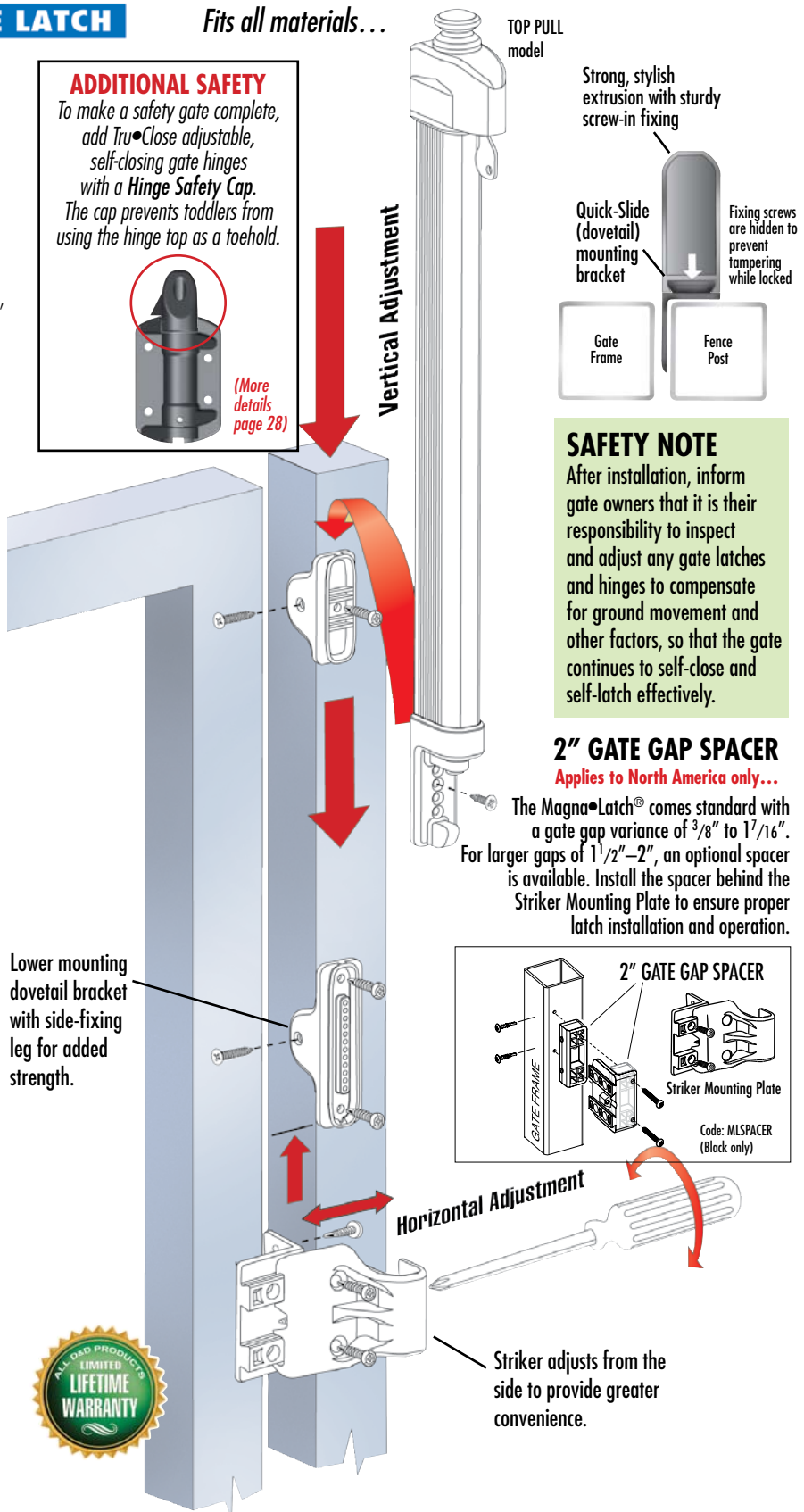
Adjustable striker offers horizontal adjustment of 1/2"–17/16" (13–37mm) and vertical adjustment of 1 1/2" (38mm) for the Top Pull model and 3/4" (19mm) for the Vertical Pull model.



VERTICAL PULL MODEL

ADDITIONAL SAFETY
To make a safety gate complete, add Tru•Close adjustable, self-closing gate hinges with a Hinge Safety Cap. The cap prevents toddlers from using the hinge top as a toehold.

(More details page 28)

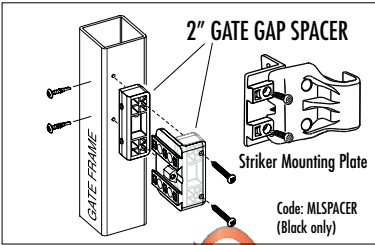


SAFETY NOTE
After installation, inform gate owners that it is their responsibility to inspect and adjust any gate latches and hinges to compensate for ground movement and other factors, so that the gate continues to self-close and self-latch effectively.

2" GATE GAP SPACER

Applies to North America only...

The Magna•Latch® comes standard with a gate gap variance of 3/8" to 17/16". For larger gaps of 1 1/2"–2", an optional spacer is available. Install the spacer behind the Striker Mounting Plate to ensure proper latch installation and operation.



Striker adjusts from the side to provide greater convenience.

General-Purpose Gate Latch

MAGNA•LATCH® "SIDE PULL" model

GENERAL-PURPOSE LATCH – IDEAL FOR GATES AROUND HOMES AND GARDENS

MAGNA•LATCH® Side Pull general-purpose gate latches offer a simple and effective latching solution for gates around homes and gardens.


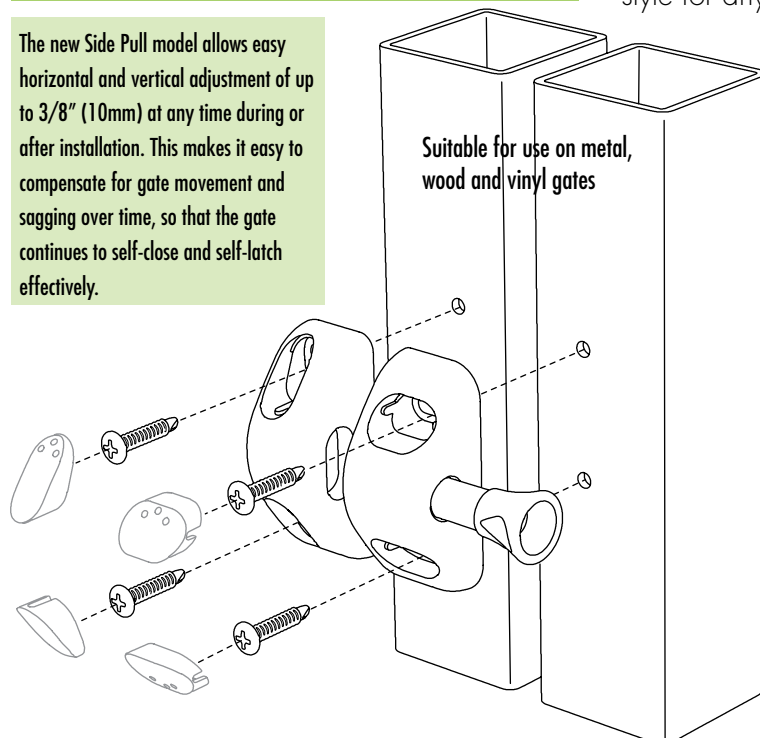
Powered by super-strong "permanent magnets", which never lose their power, these quality latches have no mechanical interference to closure, offering unprecedented reliability, safety and child resistance.

The newly redesigned Side Pull "Series 2" model now offers up to 3/8" (10mm) of vertical adjustment, as well as 3/8" (10mm) of horizontal adjustment.

This added adjustability makes it very easy to install – it also easily adapts to left or right hinged gates.

QUICK & EASY INSTALLATION

The new Side Pull model allows easy horizontal and vertical adjustment of up to 3/8" (10mm) at any time during or after installation. This makes it easy to compensate for gate movement and sagging over time, so that the gate continues to self-close and self-latch effectively.



Manufactured from durable molded polymers reinforced with glass fiber, the 'Series 2' Side Pull uses stainless steel components to ensure a long life of reliable, rust-free service.

Designed with a simple and unobtrusive profile, MAGNA•LATCH® Side Pull will provide function and style for any gate it is fitted to.



| Code | Applications | Color |
|--------|-----------------------------|--------------|
| MLSPS2 | General-Purpose House Gates | Black, White |

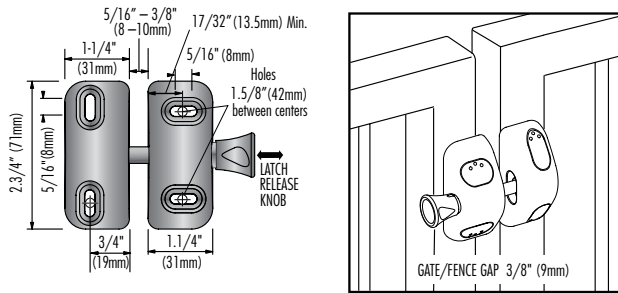
Description: An ideal general-purpose, magnetic latch for gates around homes and gardens. Suitable for a wide variety of uses where a non-key-lockable latch is needed. Reliable, effective and unobtrusive.

When used on picket-style swimming pool gates, a compliant shield must be used to prevent latch access by toddlers.

Consult local authorities for height measurement/requirements on swimming pool gates.



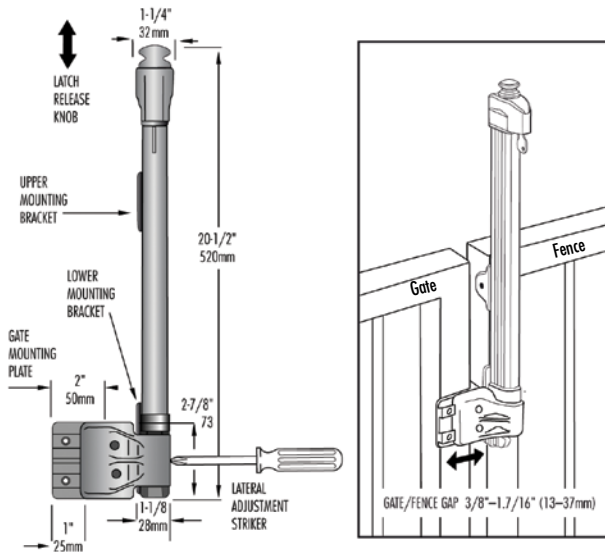
MAGNA•LATCH "Side Pull" model



| Code | Applications | Color |
|--------|-----------------------|--------------|
| MLSPS2 | General-Purpose Gates | Black, White |

Description: An ideal general-purpose, magnetic latch for gates around homes and gardens. Suitable for a wide variety of uses where a non-key-lockable latch is needed. Reliable, effective and unobtrusive.
When used on picket-style swimming pool gates, a compliant acrylic shield must be used to prevent latch access by toddlers. Consult local authorities for height measurement/requirements on swimming pool gates.

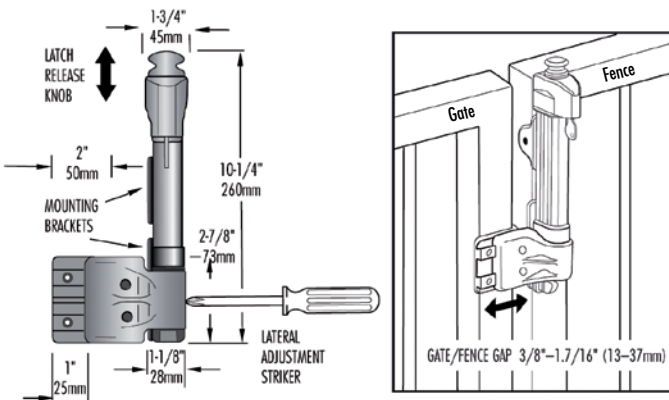
MAGNA•LATCH "Top Pull" model



| Code | Applications | Color |
|-----------|---------------------------|--------------|
| MLTPS2BGA | Pool & Child Safety Gates | Black, White |

Description: The most popular Magna-Latch model. The ideal gate latch for safety gates around swimming pools and child safety areas such as childcare centers.
Highly child resistant, magnetic latching (no mechanical resistance to closure), key lockable for added security, fully adjustable two-part design that provides easy, accurate installation and long-term, reliable performance.
Fits most gates and all gate materials. Fits most gate/fence heights but is ideal for 48" (1200mm) gates/fences, as the latch can be installed so that the release knob is out of reach of toddlers.
Consult local authorities for height measurement/requirements on swimming pool gates.

MAGNA•LATCH "Vertical Pull" model



| Code | Applications | Color |
|-----------|--------------------------------|--------------|
| MLVPS2BGA | Pet, Pool & Child Safety Gates | Black, White |

Description: A shorter version of the popular "Top Pull" model latch. Shares the same features and is ideal for safety gates around swimming pools and child safety areas. Also ideal as a pet gate latch for the backyard.
Highly child resistant, magnetic latching (no mechanical resistance to closure), key lockable for added security, fully adjustable two-part design that provides easy, accurate installation and long-term, reliable performance.
Fits most gates and all gate materials. Ideal for gate/fence heights of 60" (1500mm) or above.
Consult local authorities for height measurement/requirements on swimming pool gates.

Glass Gate Hardware Kit

Series 2
MAGNA•LATCH®
 MAGNETIC SAFETY GATE LATCH

STYLISH SAFETY LATCH KIT FOR GLASS SWIMMING POOL GATES

The sleek lines of a glass pool fence demand a stylish, unobtrusive latch – without compromising at all on safety.

Following the tradition of safety, strength and style set by the rest of the MAGNA•LATCH® range, the new Glass Gate Hardware Kit has been specifically designed for use on pool gates made of 5/16" (8mm) or 3/8" (10mm) thick glass fitted to 2" (50mm) round posts.

Supplied with a Gate Stop and all mounting hardware, including stainless steel fasteners, gaskets and buffer pads, it is easy to install and offers vertical adjustment of 5/16" (8mm) and also horizontal adjustment of 5/16" (8mm).

When installed on the inside (pool side) of the gate and sufficient distance from the top of the gate, so as to be out of reach of children, it will keep pool areas secure, and provide added peace of mind for pool owners.

And of course, its stylish minimalist design will perfectly complement any glass safety fence's appearance!

Always confirm any safety requirements with the appropriate local pool or safety authorities in your area, as regulations may vary from region to region.

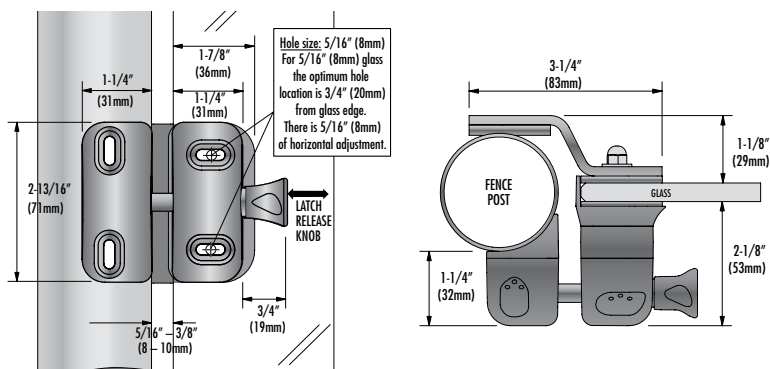
Always install the latch in accordance with local fence or barrier regulations.



Safety and style combined in one latch for glass gates!

| Features | Benefits |
|---------------------------------------------------------------------------------------------------------------------------------------------------------------------------------------------------------------------------------------------------------------------------|----------------------------------------------------------------------------------------------------------------------------------------------------------------------------------------------------|
| <ul style="list-style-type: none"> Impact-absorbing Gate Stop with rubber pad and Precious Silver Pearl coating Fixing points covered by dress caps Horizontal & vertical adjustment Quality molded polymer/stainless steel | <ul style="list-style-type: none"> Protects gate, latch & hinges Sleek, stylish finish Makes future fine-tuning easy No rusting, binding or staining |

MAGNA•LATCH "Glass Gate Hardware Kit"




| Code | Applications | Color |
|-----------|-----------------------------|-------|
| MLSPS2GHK | Glass Gates - Swimming Pool | Black |

Description: The ideal magnetic latch for glass gates around pools. Suitable for a wide variety of uses where a non-key-lockable latch is needed. Reliable, effective and unobtrusive.

Consult local authorities for height measurement/requirements on swimming pool gates.



MAGNETIC GATE LOCK



Gate open view



Installed cost is 50% LESS than a Lock Box



Available in a keyed-alike model.

Z•LOKK™ is not suitable for child safety gates, as its handle-style design precludes it as a safety device.

Locking security for metal picket-style gates

What's in it for you?

- Saves installation time, hassles & \$\$\$
- No milling, hole-drilling or welding required
- No special tools required
- Fully adjustable - horizontally & vertically
- Super-strong, engineering polymer and stainless steel construction
- Two sizes fit most metal picket-style gates
- 6-pin re-keyable locks
- Operates and locks from both sides of gate
- Proven, reliable D&D magnetic technology

What's in it for the customer?

- Attractive modern styling
- Popular lever design (easy action)
- Locks & operates from either side
- Can be re-keyed to other home locks
- Only one hand required to operate



Magnetic Security Gate Lock



MAGNETIC GATE LOCK

LOCKING SECURITY FOR PICKET-STYLE GATES

The stylish Z•LOKK™ Lockable Magnetic Gate Lock with dual security lock cylinders is the ideal choice for metal picket-style security gates.

This remarkable magnetically-triggered lock is the result of years of in-depth research, and is the gate product the fencing industry has been requesting.

One of the key features of the Z•LOKK™ is the fact that it can be installed without any milling, hole-drilling or welding. It also provides up to 1/2" (13mm) of vertical and 7/8" (22mm) of horizontal adjustment at any time during or after installation!

Z•LOKK™ is available in two models: one to fit gate frames of up to 1 5/8" (41mm), and a longer bodied model to fit gate frames of up to 2 1/2" (63mm). Special adaptor spacers are provided with each lock to accommodate different gate frame widths (see table on right).

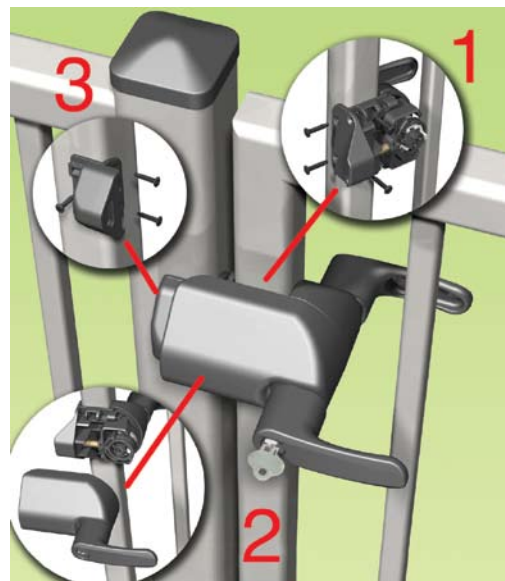
The locks are made from tough engineering polymers and quality stainless steel components, which means no rust or staining – ever.

Z•LOKK™ takes the highly successful, patented magnetic technology of the Magna•Latch® child safety gate latch and introduces it to the home and commercial security gate environment. This means the superior reliability of magnetic technology is no longer limited to pool and child safety gates.

This quality lock can simultaneously open or lock the gate from both sides of the fence, and can be conveniently re-keyed (by a locksmith) to match other house locks via its 6-pin security locks. Z•LOKK™ can also be readily mounted to either left-hand or right-hand hinged gates.

As with all D&D Technologies products, it is designed to make your installations simpler and more reliable, and carries D&D's limited Lifetime Warranty.

MAGNETIC RELIABILITY



Installation in 3 easy steps!

No more padlocks!



For swimming pool gates, please see our Magna•Latch® Range

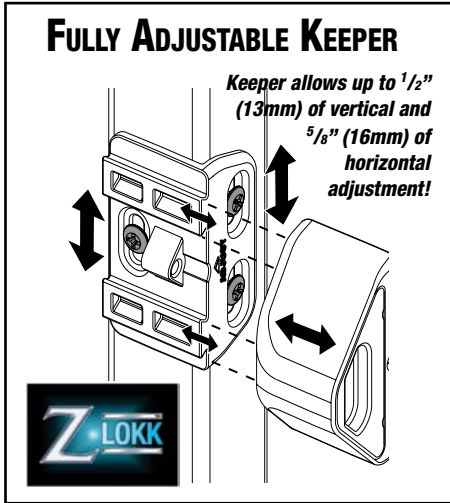
CHOOSE THE CORRECT SPACER FOR EACH GATE:

| | Supplied Spacer | Gate Frame Width | Min. Distance to 1st Picket |
|------------|-----------------|------------------|-----------------------------|
| Z11 | – | 1 5/8" (41mm) | 1 5/8" (41mm) |
| | 1/8" (3mm) | 1 1/2" (38mm) | 1 3/4" (44mm) |
| | 3/8" (10mm) | 1 1/4" (32mm) | 2" (50mm) |
| | 5/8" (16mm) | 1" (25mm) | 2 1/4" (57mm) |
| Z12 | – | 2 1/2" (63mm) | 1 5/8" (41mm) |
| | 1/2" (13mm) | 2" (50mm) | 2 1/8" (54mm) |
| | 3/4" (19mm) | 1 3/4" (44mm) | 2 3/8" (60mm) |

Note: Z•LOKK™ is not suitable for child safety gates, due to its one-handed operation. For child safety applications, please refer to our Magna•Latch® Range of products.

Available in two models to fit most metal picket-style gate frames ranging from 1"–2 1/2" (25–63mm) wide.





Features

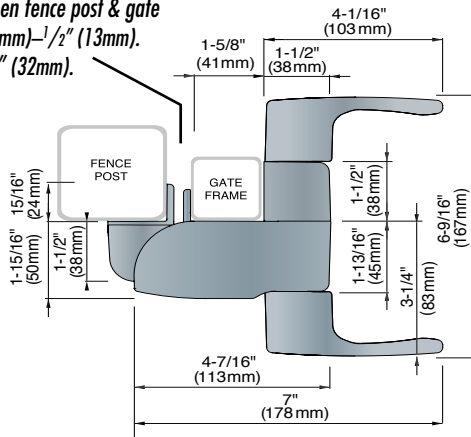
- Patented magnetic self-latching
- No milling, hole-drilling or welding required
- Fully adjustable (during & after installation)
- Dual key-locking cylinders
- Only 45° turn of handle to unlatch
- Lever handle (front & back)
- Will latch, even in the "locked" position
- Quality Assurance ISO 9001 manufacturer
- Fits left or right hand gates

Benefits

- No mechanical jamming during closure
- Easy installation
- Overcomes gate movement/sag
- Added safety and peace-of-mind
- Easy, simple operation
- One-handed operation
- Exceptional safety and reliability
- Limited Lifetime Warranty
- Works anywhere

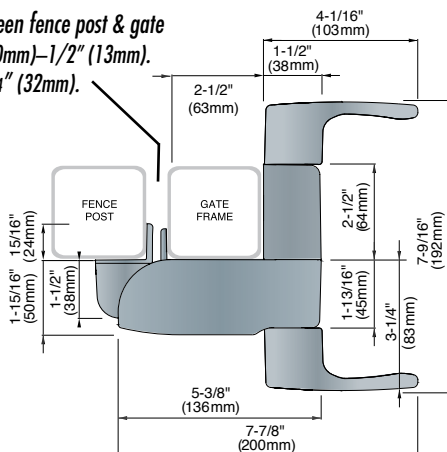
Z•LOKK™ Model: ZL1 Ideal for most metal gate frames up to $1\frac{5}{8}$ " (41mm)

Min. gap between fence post & gate frame is $\frac{3}{8}$ " (10mm)– $\frac{1}{2}$ " (13mm).
Max. gap $1\frac{1}{4}$ " (32mm).



Z•LOKK™ Model: ZL2 Ideal for larger metal gate frames up to $2\frac{1}{2}$ " (63mm)

Min. gap between fence post & gate frame is $\frac{3}{8}$ " (10mm)– $\frac{1}{2}$ " (13mm).
Max. gap $1\frac{1}{4}$ " (32mm).



| Code | Applications | Color |
|------|-----------------------------|-------|
| ZL1 | Picket-style Security Gates | Black |

Description: A quality, lockable magnetic gate lock for picket-style metal gates. Can fit gate frames of up to $1\frac{5}{8}$ " (41mm), with special adaptors provided to fit different frame dimensions. Dual lock cylinders provide a high degree of locking security. Can be opened and locked from either side of the fence/gate. Strong, molded polymer construction with stainless steel components.

Can be mounted to either left-hand or right-hand hinged gates. If used on double drive gates a drop bolt must be used.

Note: Z•Lokk™ is not suitable for child safety gates, as its handle-style design precludes it as a safety device.

Use Magna•Latch® Safety Gate Latch for these applications.

| Code | Applications | Color |
|------|-----------------------------|-------|
| ZL2 | Picket-style Security Gates | Black |

Description: A quality, lockable magnetic gate lock for picket-style metal gates. Fits larger gate frames of up to $2\frac{1}{2}$ " (63mm), with special adaptors provided to fit different frame dimensions. Dual lock cylinders provide a high degree of locking security. Can be opened and locked from either side of the fence/gate. Strong, molded polymer construction with stainless steel components.

Can be mounted to either left-hand or right-hand hinged gates.

If used on double drive gates a drop bolt must be used.


Note: Z•Lokk™ is not suitable for child safety gates, as its handle-style design precludes it as a safety device.

Use Magna•Latch® Safety Gate Latch for these applications.

The 3 versions of LOKK•LATCH® Gate Latches

Take a closer look

at **LOKK•LATCH®**



Whether you need a high-security latch with self-locking capabilities or a cost-effective, general-purpose latch for the garden gate, there's a LOKK•LATCH® designed specifically for the job.

- Super-strong polymer & stainless steel components
- Key lockable convenience
- Adjustable vertically & horizontally



HEAVY DUTY SELF-LOCKING SECURITY

- Locks automatically when it closes. A key is required to enter and exit.
- Ideal for apartments, condos, gated communities and commercial properties
- Operates from both sides of a gate
- Requires only one drilled hole
- Tested to over 400,000 cycles
- Rekeyable 6-pin locks (See p.16 for details)



DESIGNED FOR SECURITY AND STYLE

- Available as Latch only or Latch+EAK
- Operates from both sides of a gate
- Requires only one drilled hole
- Suitable for wood, metal & vinyl gates
- Tested to over 200,000 open/close cycles
- Re-keyable 6-pin locks (See p.18 for details)



MODERN STYLING – RELIABLE LATCHING

- General purpose gate latch, ideal for use around homes and gardens
- Quick and easy installation
- One model fits metal, vinyl or wood gates
- Built-in key lock = no padlock costs or hassles
- New, improved design (See p.20 for details)



Lokk•Latch PRO® SL – THE NEW BENCHMARK IN SECURITY GATE LATCHES!



Ideal for apartments, commercial and other security applications

An evolution of the popular Lokk•Latch PRO® model, the SL has the added feature of 'self-locking' – not only can it be operated and locked from either side of a gate, **when the latch closes it will lock automatically for added security.**

As the latch automatically locks, a key is required to enter and exit, providing an extra dimension of security and making Lokk•Latch® PRO-SL the ideal choice for installation in apartments, condos, gated communities, commercial and other security-conscious properties.

Its sturdy 6-pin security lock can be re-keyed by a locksmith to match most household doors for convenience, while

its robust construction and hi-tech engineering ensure Lokk•Latch® PRO-SL will last the test of time.

Designed to fit posts up to 6" (150mm) in depth, installation is quick and easy – the new polymer tail means a single hole drilled through the fence post is all that's needed to install and connect both sides of this security latch system.

Self-Locking Security Latches

GUARD YOUR GATES WITH LOKK•LATCH PRO®-SL!

Lokk•Latch PRO®-SL
Simply turn key
to unlock and exit



- Operates from both sides of gate
- Self-locking security – automatically locks behind you
- Super-strong stainless steel and engineering polymer construction
- Rekeyable, 6-pin security locks



With the addition of the External Access Kit, Lokk•Latch PRO®-SL can be operated from both sides of a gate – you only need to drill one main hole to connect the two units for full functionality.

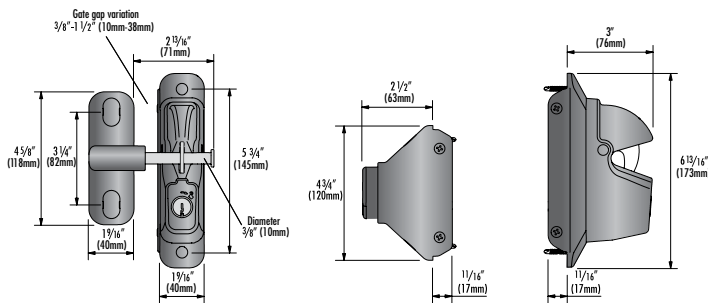
Features

- Vertically & horizontally adjustable
- Detachable polymer push rod
- Now fits 6" (150mm) posts
- Fitting jig included
- Two different models
- Keyed-alike models optional
- Tested to over 400,000 cycles

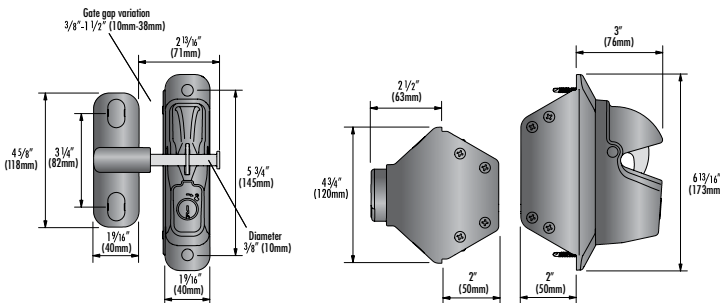
Benefits

- Overcomes ground movement and gate sag
- Easy to cut to length
- Fits larger vinyl and wood posts
- Cuts installation time in half
- For metal, wood & vinyl gates
- Can be keyed-alike to other D&D products
- Reliability, with limited Lifetime Warranty

Lokk•Latch PRO® SELF-LOCKING - Metal & Wood Gates



Lokk•Latch PRO® SELF-LOCKING - For Vinyl Gates



| Code | Applications | Color |
|-------|------------------------------|--------------|
| LLP1S | For Privacy & Security Gates | Black, White |

Description: A high quality security and privacy gate latch for metal and wood gates. Side-fixing legs on this model provide extra strength and easy fitting alignment for metal and wood gates. Strong, molded polymer construction with stainless steel components. The Lokk•Latch PRO-SL takes an innovative approach to the gravity latch principle and combines the unique benefits of key-lockability and reliable latching action with superior design and rust-free components. The External Access Kit (push button) allows a gate to be operated and locked from both sides of the fence.

| Code | Applications | Color |
|-------|------------------------------|--------------|
| LLP2S | For Privacy & Security Gates | Black, White |

Description: A high quality security and privacy gate latch for vinyl gates. Special, longer side-fixing legs on this model provide extra strength and easy fitting alignment for vinyl gates. Strong, molded polymer construction with stainless steel components. The External Access Kit (push button) allows a gate to be operated and locked from both sides of the fence.



THE ULTIMATE GRAVITY GATE LATCH!

HEAVY DUTY GRADE


Improved
to reduce
installation
time by 50%!

LOKK•LATCH® DELUXE



Announcing the latest addition to our innovative range of gate hardware products... the Lokk•Latch® DELUXE. Lokk•Latch® DELUXE is a more compact version of the popular Lokk•Latch® PRO, which has been installed on thousands of privacy and security gates throughout the world. Offering superior security and durability thanks to its tough, 100% rust-free construction, Lokk•Latch® DELUXE is a great solution for a wide variety of fencing situations. Its 6-pin security lock can also be re-keyed to most household doors or keyed-alike for maximum convenience.

Lokk•Latch® DELUXE keyed-alike models are optional. Combine this with other D&D 6-pin keyed-alike products to ensure common keys.



Lokk•Latch® DELUXE
"PUSH-BUTTON"
EXTERNAL ACCESS KIT

Why choose Lokk•Latch® DELUXE?

- **Saves installation time, hassles and \$\$\$**
- **No special tools required – a cordless drill is all you need**
- **One latch model fits metal, wood & vinyl gates**
- **Rekeyable, 6-pin security locks**
- **Operates and locks from both sides of gate**
- **Fully adjustable for easy installation**
- **Super-strong, engineering polymer and stainless steel construction**
- **Cycle-tested to over 200,000 closures for proven D&D reliability!**

With the addition of the optional External Access Kit, Lokk•Latch® DELUXE can easily be operated from both sides of a gate – you only need to drill one main hole through the fence post to connect the two units for full functionality.

Privacy & Security Gate Latches


Available as Latch only or
Latch + External Access Kit

**INSTALLATION
REQUIRES ONLY
ONE HOLE!**



External
Access Kit
(EAK)

Fits posts up to
6" (150mm) deep



Lokk•Latch® DELUXE.
Designed with strength,
style & security in mind.



*Suitable for mounting on
wood, vinyl or metal!*

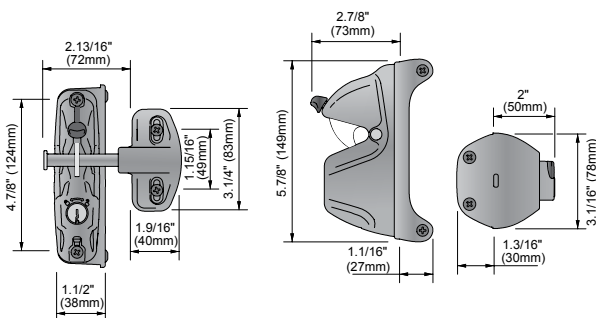
Features

- Vertically & horizontally adjustable
- Detachable polymer push rod
- Now fits 6" (150mm) deep posts
- Fitting jig included
- One model for all materials
- Keyed-alike optional
- 316-grade stainless steel components
- Sold as Latch only or Latch + EAK

Benefits

- Overcomes ground movement and gate sag
- Easy to cut to length
- Fits larger vinyl and wood posts
- Cuts installation time in half
- Fits metal, wood and vinyl gates
- Can be keyed-alike to other D&D products
- Highly polished and won't rust
- Install only what you need

Lokk•Latch® DELUXE



| Code | Applications | Color |
|---------------------|------------------------------|--------------|
| LLDA (Latch only) | For Privacy & Security Gates | Black, White |
| LLDAB (Latch + EAK) | For Privacy & Security Gates | Black, White |

Description: A high quality security and privacy gate latch for metal, wood and vinyl gates. Special, longer side-fixing legs on this model provide extra strength and easy fitting alignment for vinyl materials.

Strong, molded polymer construction with stainless steel components. The Lokk•Latch DELUXE takes an innovative approach to the gravity latch principle and combines the unique benefits of key-lockability and reliable latching action with superior design and rust-free components. The External Push-Button Access allows the gate to be opened and locked from either side of the fence.



The "gravity latch" of the future...

LOKK•LATCH®

LOCKABLE, GENERAL-PURPOSE GATE LATCH

D&D Technologies announces the new and improved Lokk•Latch® Series 2 general-purpose gate latch.

D&D's engineers have reshaped the latch body, striker housing and the optional External Access (push-button) Kit to deliver a more stylish and ergonomic product.

Lokk•Latch® S2 also offers a higher degree of versatility –the striker bolt housing now offers up to 1/2" (13mm) of vertical adjustment, any time during or after installation to ensure reliable operation.

With adaptor plates included in the kit, the one model now suits all square post gate and fencing materials as well as left or right hinged gates for easy installation.

Like all of D&D's products, the Lokk•Latch® S2 is made from tough, engineering polymers and quality stainless steel components, which means no rust or staining – ever!

An optional **External Access Kit** allows the main latch to be operated from outside the fence. (Note that locking the Push-Button does not lock the main latch inside the fence).

For a greater degree of privacy and security, see the Lokk•Latch DELUXE® and Lokk•Latch PRO®-SL.



Series 2
RESIDENTIAL GRADE

Vertically & horizontally adjustable

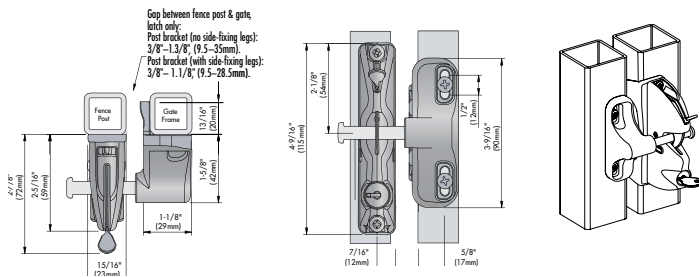


Lokk•Latch® models are all keyed alike.

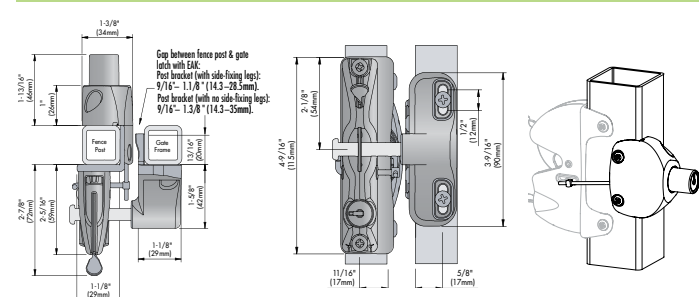
New, stylish design suits all gate material. Now with larger gap variance!

| Features | Benefits |
|------------------------------------|----------------------------|
| • Tough, polymer construction | Strong & 100% rust free |
| • Key lockable latch | No more padlocks |
| • Stainless steel tongue | Reliable latching action |
| • One versatile model | Fits all gate materials |
| • ISO 9001 manufacturer | Limited Lifetime Warranty |
| • Engineered for easy installation | Quick & easy to install |
| • Optional "External Access Kit" | Open from outside the gate |

LOKK•LATCH® Series 2 (latch only)



LOKK•LATCH® with External Access Kit



| Code | Applications | Color |
|------|--------------|--------------|
| LLAA | Latch Only | Black, White |

Description: A quality yet affordable pedestrian gate latch for general-purpose gates around the home. Strong, molded polymer construction with stainless steel components. The LOKK•LATCH takes a radical new approach to the gravity latch principle and combines the unique benefits of key-lockability and reliable latching action with superior design and rust-free components.

| Code | Applications | Color |
|-------|--------------------------------|--------------|
| LLAAB | Kit: Latch+EAK. | Black, White |
| LLB | External Access Kit (EAK) only | Black, White |

Description: The External Access Kit is an optional accessory for the LOKK•LATCH that allows gates to be operated from outside the fence. This lockable push-button accessory operates by way of a connecting rod (adjusts from 1" - 6" posts) between latch and kit. Note: locking the External Access Kit does not lock the main latch. 100% rust free stainless steel components.

General-Purpose Gate Latch – Round Posts

The solution for round-post latching

LOKK•LATCH®

ROUND POST GRAVITY LATCH



THE BEST GATE LATCH GOING 'ROUND

The Lokk•Latch® ROUND is a gravity latch that's stylishly designed to fit most diameters of round-post gates and fences. It's ideal for chain link, including gates around homes, tennis courts and farms.

Best of all, this model works across gate gaps of up to 2" (50mm), making it ideal for many existing gates.

Like the regular Lokk-Latch®, the "Round" version takes a radical new approach to the gravity latch principle and combines the benefits of key-lockability and reliable latching action with sleek design and 100% rust-free components.



LLABRND (Latch with External Access Kit)

The optional "External Access Kit" allows the latch to be operated from both sides of the gate. Note: Locking the Push Button does not unlock the main latch.



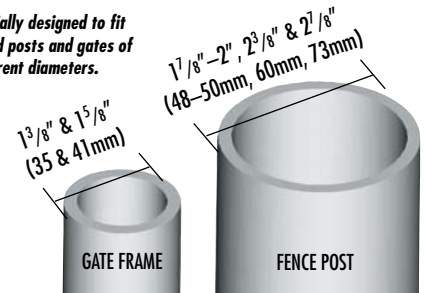
Features

- Tough, glass-reinforced polymer construction
- Key lockable latch
- Stainless steel tongue
- Fits most diameter posts and gate frames
- Quality Assurance ISO 9001 manufacturer
- Engineered for ease of installation

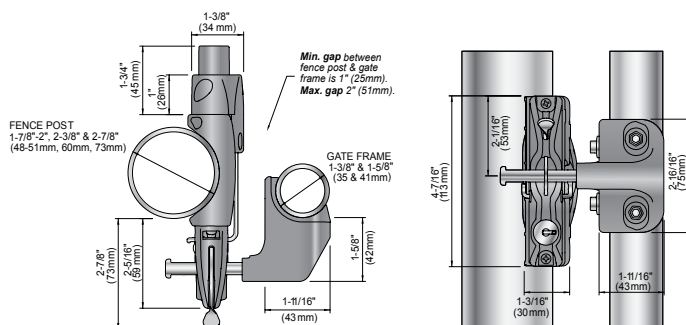
Benefits

- Strong & 100% rust free
- No more padlocks
- Smooth, reliable latching action
- Adapts to different gate materials
- Limited Lifetime Warranty
- Quick & easy to install

Specially designed to fit round posts and gates of different diameters.



Lokk•Latch® "ROUND"




| Code | Applications | Color |
|---------|--------------------------------|-------|
| LLARND | Latch only | Black |
| LLABRND | Latch with External Access Kit | Black |

Lokk•Latch® ROUND is ideal for round post/chain link gates.

Description: NEW VERSION. A quality yet affordable pedestrian gate latch for most round-posted fences and gates. Strong, molded polymer construction with stainless steel components. It takes a radical new approach to the gravity latch principle and combines the unique benefits of key-lockability and reliable latching action with superior design and rust-free components.




T•Latch™



- Toggle action automatically compensates for gate sag
- Adjusts vertically & horizontally
- Padlockable, with storage feature
- Self-latching
- Stainless steel bolt and fasteners

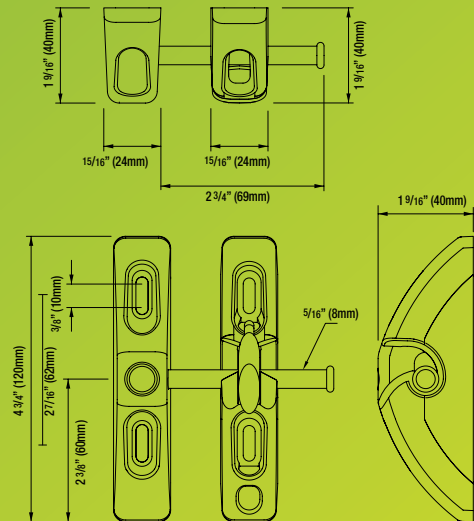
Made of super-strong engineering polymers with stainless steel components, T•Latch will not rust, fade, chip or corrode. One model fits wood, vinyl and metal gates.



LOCKED POSITION

PADLOCK STORAGE FEATURE

1/4" (6mm) Padlock Shackle (recommended)



| Code | Application | Color |
|------|----------------------|-------|
| TL1 | Latch only – Regular | Black |

Description: A quality yet affordable gate latch for general-purpose gates around the home. It is padlockable and has provision for padlock storage.

| Features | Benefits |
|----------------------------------------------|-----------------------------------|
| • Stainless steel Striker Bolt and fasteners | Strong, secure and rust-proof |
| • Adjustable - vertically & horizontally | Compensates for gate sag |
| • Innovative Toggle action | Compensates for mis-aligned gates |
| • Strong polymer construction | Won't rust or corrode |

Stainless Steel Security

Security for commercial and residential doors and gates



Increased security is now making a stylish entrance

D&D HaspLock™ offers an optional Blind Cover (plate) with four screw threads tapped into its stainless steel housing to provide extra security and improved aesthetics.

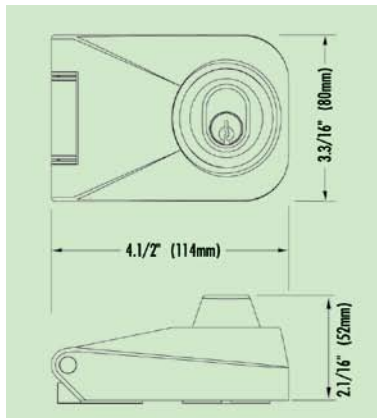
SECURITY FIXING & COVER PLATES



FHLSSSH Single Hinge model



FHLSSDH Double Hinge model (Australia only)



SECURITY GATES

– No more padlocks and chains!

The dedicated “gate model” is ideal for most round-post or square-post gate configurations. It is supplied with two plates for welding to the gate frame and post to accommodate lock installation. Fitting template supplied.

- Suits sliding and hinged gates.
- Can fit gate gaps up to 4” (100mm).



ARCHITECTURAL



HaspLock™

- **Stainless Steel security**
- **6-pin lock security**
- **Master keyable & key-alike convenience**
- **Replace cylinder for higher security**

D&D Stainless Steel Locks set new standards in quality commercial/ industrial gate and door locking security.

The stylish HaspLock™ is designed to replace a conventional hasp and staple padlock arrangement and to provide far greater security than traditional locking devices.

Made from 316-grade stainless steel, the D&D HaspLock™ is especially ideal for use in marine or other corrosion-prone environments. It is highly resistant to hacksawing, prying and oxyacetylene cutting, making it a smart choice.

In many situations, the HaspLock™ can be used as add-on security for existing locks on storefronts, factory compounds, garages, cabinets, boats, sheds and toolboxes.

Features

- **Stainless Steel construction**
- **Four models available**
- **Cylinder security upgradeable**
- **Highly polished 316-grade Stainless Steel construction**
- **QA ISO 9001 manufacturer**

Benefits

- **Strong, secure and rust-proof**
- **Fit most applications**
- **Key-alike or master-key convenience**
- **Resistant to tampering & hacksawing**
- **Limited Lifetime Warranty**



| Code | Model | Security |
|----------|--------------------------------|--------------|
| FHLSSR | D&D HaspLock – Regular | Key lockable |
| FHLSSSH | D&D HaspLock – Single Hinge | Key lockable |
| FHLSSDH | D&D HaspLock – Double Hinge | Key lockable |
| FHLSSRGP | D&D HaspLock – Reg+gate plates | Key lockable |
| FHLSSBC | D&D HaspLock – Blind Cover | |

Description: A unique hasp-style lock constructed of 316-grade stainless steel castings. 100% rust-free for life. Lock kit contains stainless steel fixings, drill-hole template and comprehensive easy to install instructions.



D&D PullBolt™ Face Mount model



FPBSSFM

Quality, high-security Stainless Steel PullBolt Lock

The superbly cast D&D PullBolt™ comes in two models, the *Face Mount* and the *Side Mount*.

The PullBolt™ *Face Mount* model can be face-mounted across door and gate frames. It's installed using four, through-mounted M10 stainless steel screws. The lock bolt slides snugly across into the sturdy keeper-housing for optimum security.

The PullBolt™ *Side Mount* model can also be face-mounted onto door or gate frames as well as mounted either adjacent to the locking frame or parallel to the ground surface. A keeper plate is supplied for added strength and security.

Like all D&D Security Locks, the PullBolt™ is made from 316-grade stainless steel, making the device ideal for use in marine or corrosive environments. The 3/4" (19mm) diameter lock bolt has a "throw" of 1 1/4" (32mm), and contains a hardened steel insert to resist hacksawing. It is also resistant to prying, oxyacetylene cutting and bolt-cutting.

The locking mechanism is a "deadlock" design, which protects the device from being tampered with or locked without the key-holder's authority.

The standard 6-pin, key-in-knob style lock cylinders can be keyed alike, master-keyed, or easily replaced by a locksmith with high security cylinders such as Assa-Abloy, Medeco, Mul-T-Lock or Schlage Primus.

ARCHITECTURAL



PullBolt™

The stylish, stainless steel D&D PullBolt™ is designed to provide powerful locking security for storefronts, doors, frames and gates. It can act as add-on security to existing lock systems or can be used as a primary lock.

D&D PullBolt™ Side Mount model



Keeper Plate

FPBSSSM

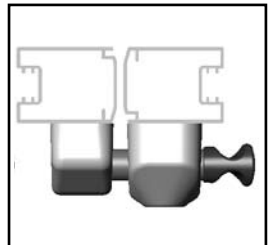
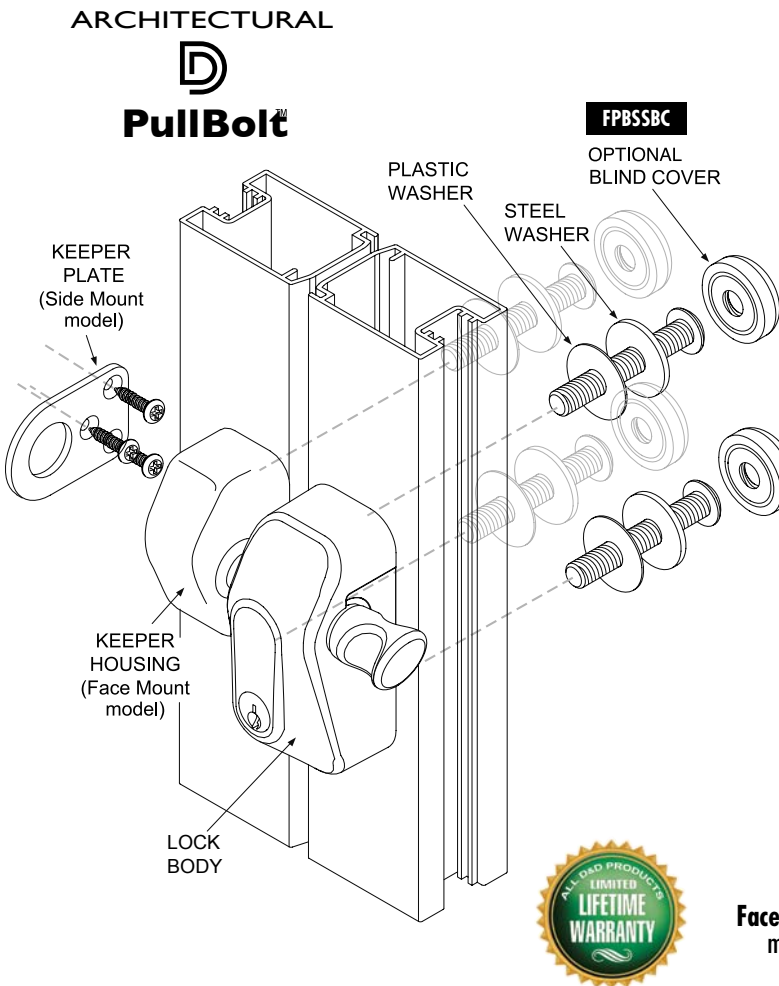
Features

- Highly polished 316-grade Stainless Steel construction
- Two models available
- Face Mount & Side Mount models
- Symmetrical design
- Cylinder security upgradeable
- Concealed Stainless Steel fixings
- QA ISO 9001 manufacturer

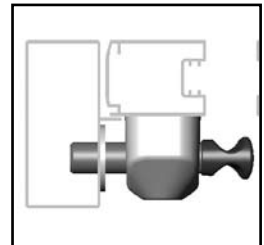
Benefits

- Strong, secure and rust-proof
- Fit most applications
- Flexible mounting methods
- Fits left & right handed doors
- Key-alike or master-key convenience
- Resistant to tampering & hacksawing
- Limited Lifetime Warranty

Stainless Steel Security




Plan view: FACE MOUNT model



Plan view: SIDE MOUNT model

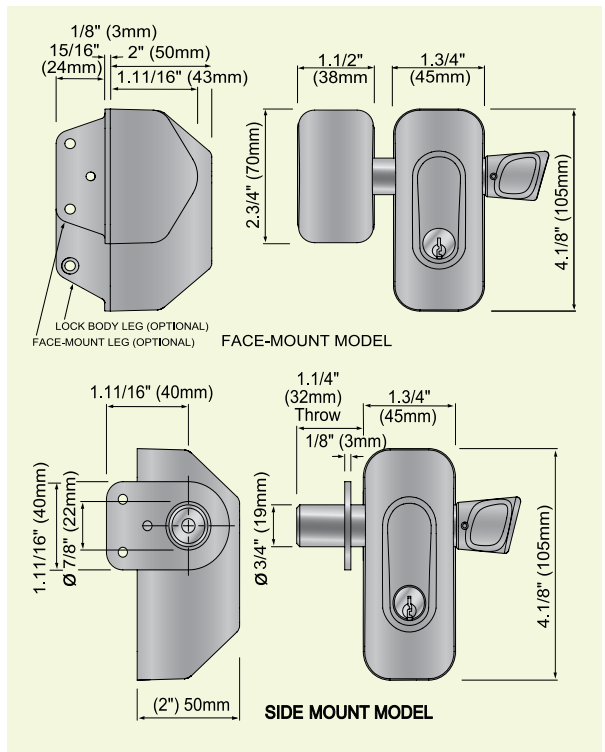
Optional Fixing Legs:

For gates, and certain door applications, the D&D PullBolt™ offers stainless steel mounting legs for extra side-fixing security and strength. In many applications, the screws of the mounting legs can also be concealed, away from manipulation.



- **Stainless Steel security**
- **6-pin lock security**
- **Key-alike convenience**
- **Master-keyable**
- **Replace cylinder for security**


| D&D Stainless Steel Security | | |
|------------------------------|-------------------------------------|----------------|
| Code | Model | Security |
| FPBSSFM | D&D PullBolt – Face Mount | Key lockable |
| FPBSSSM | D&D PullBolt – Side Mount | Key lockable |
| FPBSSBC | D&D PullBolt – Blind Cover | Optional |
| FPBSSLB | D&D PullBolt – Fixing Leg - Body | Added strength |
| FPBSSLFM | D&D PullBolt – Fixing Leg - F/Mount | Added strength |





TRU-CLOSE
ADJUSTABLE, SELF-CLOSING GATE HINGES

REGULAR RANGE RESIDENTIAL – Light to medium weight pool & house gates



| PRODUCT CODE | GATE MATERIAL | IDEAL GAP | GAP VARIANCE | VERTICAL ADJUSTMENT | MAXIMUM SELF-CLOSING WEIGHT* | MAXIMUM GATE LOAD | CYCLE RATING |
|---------------------------------------------------|--------------------|-----------------------|------------------------|---------------------|------------------------------|-------------------|--------------|
| TCA1-MK2 | Metal | 3/4" 19mm | 1/4"–7/8" 6–22mm | N/A | 55 lb 25kg | 450 lb 205kg | 75,000 |
| TCA1L2-MK2 | Metal | Fixed at 3/4" 19mm | N/A | N/A | 55 lb 25kg | 550 lb 250kg | 75,000 |
| TCA2-MK2 | Metal, Wood | 3/4" 19mm | 1/4"–7/8" 6–22mm | N/A | 55 lb 25kg | 450 lb 205kg | 75,000 |
| TCA2L2-MK2 | Metal, Wood | Fixed at 3/4" 19mm | N/A | N/A | 55 lb 25kg | 550 lb 250kg | 75,000 |
| TCA3-MK2 | Vinyl, Wood | 3/4" 19mm | 1/4"–7/8" 6–22mm | N/A | 55 lb 25kg | 450 lb 205kg | 75,000 |
| TCA3L2-MK2 | Vinyl, Wood | Fixed at 3/4" 19mm | N/A | N/A | 55 lb 25kg | 550 lb 250kg | 75,000 |
| TCAMA1 | Metal, Wood, Vinyl | 1 1/8" 29mm | 7/8"–1 1/2" 22–36mm | 3/4" | 55 lb 25kg | 375 lb 170kg | 75,000 |
| TCAMA2 | Metal, Wood, Vinyl | 1 3/8" 35mm | 7/8" to 2" 22–50mm | 3/4" | 55 lb 25kg | 375 lb 170kg | 75,000 |
| TCAMA2RND <i>(Round Post)</i> | Metal, Wood, Vinyl | 1 3/8" 35mm | 7/8"–2" 22–50mm | 3/4" | 55 lb 25kg | 375 lb 170kg | 75,000 |
| TCAMA2RND2 <i>(Round Post)</i> | Metal, Wood, Vinyl | 1 3/8" 35mm | 7/8"–2" 22–50mm | 3/4" | 55 lb 25kg | 375 lb 170kg | 75,000 |
| TCA4 | Wood, Vinyl | 3/4" 19mm | 1/4"–7/8" 6–22mm | N/A | 55 lb 25kg | 450 lb 205kg | 75,000 |
| TCP <i>(Plain, pivoting. Not self-closing)</i> | Metal, Wood, Vinyl | 1/2" 12mm | 1/4"–7/8" 6–22mm | N/A | N/A | 300 lb 135kg | 40,000 |

* Ratings are based upon one pair of hinges on a maximum gate size of 5'H x 3'W (1524 x 915mm)

EITHER HINGE will fit ANY square post application

Choosing The Correct Hinge...

HEAVY DUTY RANGE



HEAVY DUTY RANGE RESIDENTIAL/COMMERCIAL – Heavy, large, high-traffic gates

| PRODUCT | GATE MATERIAL | IDEAL | GAP | VERTICAL | MAXIMUM SELF-CLOSING | MAXIMUM GATE | CYCLE |
|-------------------------------------|--------------------|-----------------------|------------------------|----------|----------------------|-------------------|---------|
| TCHD1A-MK2 | Metal | 3/4" 19mm | 1/4"–1" 6–25mm | N/A | 132 lb 60kg | 700 lb 318kg | 200,000 |
| TCHD1A1-MK2 | Metal | 3/4" 19mm | 1/4"–1" 6–25mm | N/A | 132 lb 60kg | 1,000 lb 453kg | 200,000 |
| TCHD1A2-MK2 | Metal, Wood, Vinyl | Fixed at 3/4" 19mm | N/A | N/A | 132 lb 60kg | 1,000 lb 453kg | 200,000 |
| TCHD1-MK2 | Metal, Wood, Vinyl | 3/4" 19mm | 1/4"–1" 6–25mm | N/A | 132 lb 60kg | 700 lb 318kg | 200,000 |
| TCHD1L2-MK2 | Wood, Vinyl | Fixed at 3/4" 19mm | N/A | N/A | 132 lb 60kg | 1,000 lb 453kg | 200,000 |
| TCHD2L2-MK2 | Wood, Vinyl | Fixed at 3/4" 19mm | N/A | N/A | 132 lb 60kg | 1,000 lb 453kg | 200,000 |
| TCHD2L1S-MK2 | Wood, Vinyl | 3/4" 19mm | 1/4"–1" 6–25mm | N/A | 132 lb 60kg | 700 lb 318kg | 200,000 |
| TCHDMA1 | Wood, Vinyl | 1" 25mm | 5/8"–1 3/8" 16–35mm | 3/4" | 132 lb 60kg | 700 lb 318kg | 200,000 |
| TCHDRND1-MK2 <i>(Round Post)</i> | Chain Link | 1" 25mm | 3/4"–1 3/8" 19–35mm | N/A | 132 lb 60kg | 700 lb 318kg | 200,000 |
| TCHDRND2-MK2 <i>(Round Post)</i> | Chain Link | 1" 25mm | 3/4"–1 3/8" 19–35mm | N/A | 132 lb 60kg | 700 lb 318kg | 200,000 |

* Ratings are based upon one pair of hinges on a maximum gate size of 6'H x 4'W (1822 x 1219mm)



TCHD1A-MK2 (p28)



TCHD1A1-MK2 (p28)



TCHD1A2-MK2 (p28)



TCHD1-MK2 (p28)



TCHD1L2-MK2 (p28)



TCHD2L2-MK2 (p28)



TCHD2L1S-MK2 (p28)



TCHDMA1 Multi-Adjust™ (p29)



TCHDRND1-MK2 (p31)



TCHDRND2-MK2 (p31)

ECONOMICAL



KFP (p36)



KFS (p36)



KFA (p36)

KWIKFIT™ HINGES, RESIDENTIAL – Light to medium weight residential gates

| PRODUCT CODE | GATE MATERIAL | IDEAL GAP | GAP VARIANCE | SELF CLOSING | MAXIMUM SELF-CLOSING WEIGHT* | MAXIMUM GATE LOAD | CYCLE RATING |
|--------------|--------------------|-----------------------|--------------|--------------|------------------------------|-------------------|--------------|
| KFP | Metal, Wood, Vinyl | Fixed at 3/4" 19mm | N/A | NO | N/A | 375 lb 170kg | 50,000 |
| KFS | Metal, Wood, Vinyl | Fixed at 3/4" 19mm | N/A | YES | 45 lb 20kg | 375 lb 170kg | 50,000 |
| KFA | Metal, Wood, Vinyl | Fixed at 3/4" 19mm | N/A | YES | 26 lb 12kg | 375 lb 170kg | 50,000 |

* Ratings are based upon one pair of hinges on a maximum gate size of 5'W x 3'H (1524 x 1915mm)

TRU•CLOSE®
ADJUSTABLE, SELF-CLOSING GATE HINGES

WORLD'S LEADING PREMIUM GATE HINGES

PATENTED TENSION ADJUSTMENT!

- Remove endcap
- Depress and turn internal adjustor as required



No adjustor pins required!

QUALITY GATE HINGES – MADE TO LAST

TRU•CLOSE® safety gate hinges are injection-molded from super-strong, UV-stabilized glass-fiber reinforced materials for many years of reliable and rust-free performance.


Gates of different sizes and weights incur different loads, so the ability to adjust tension quickly is critical, especially in child safety areas. The unique, spring-loaded adjustor in TRU•CLOSE® hinges allows quick, incremental tension adjustment using only a screwdriver – it's so easy!

TRU•CLOSE® hinge range features a variety of sizes and designs, as well as *Regular* and extra-strong *Heavy Duty* models for larger gates and high-traffic applications – all your options are covered!

TRU•CLOSE® "HINGE SAFETY CAP"

Safety Caps are now available as an option for TruClose® hinges to improve safety and security.

When installed onto the bottom hinge, the Cap's steep "ramp" will prevent a toddler from scaling the fence or reaching the latch.

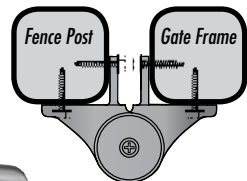


- TCACAP REGULAR
- TCHDCAP HEAVY DUTY

MODEL DESIGN OPTIONS

ALIGNMENT LEGS ("L2" models)

"QUICK-FIT" Alignment Legs for fast installation and added fitting strength. Two legs provide secure, double-face fixing.



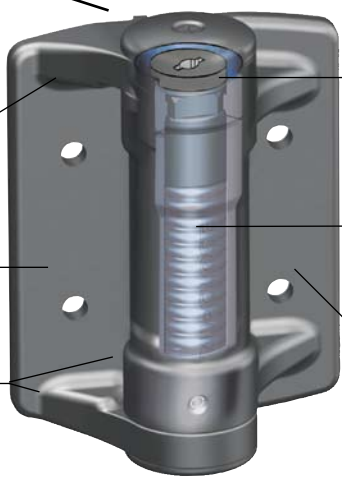
Meets Pool Barrier Codes

OPTIONAL 2 LEGS (L2)

REINFORCING RIBS
Molded ribs provide superior torsional and lateral leaf strength.

STYLISH "FLAT" FINISH
Textured black or white finish gives a stylish, modern look.

STRENGTH & STYLE
Subtle design features such as radiused corners and waisting provides strength and an attractive design.



PATENTED ADJUSTOR

Depress for tension. Rises back into sleeve to retain tension.

INTERNAL STAINLESS STEEL SPRING

Provides even closing tension for gates.

MOLDED HINGE BODY

Strong & rust-free. UV-stabilized polymers with glass-fiber reinforcement.

Gate load capacity:

Each hinge model has an indicator showing its recommended maximum gate load



- NO RUST**
- NO SAG**
- NO BIND**
- NO STAIN**

TRU•CLOSE® SYSTEM vs **OLD-FASHIONED EXTERNAL SPRING**



TRU•CLOSE® = REDUCED COSTS & INCREASED SAFETY

With TRU•CLOSE® there is no need to pay for or install any other external closing mechanism. TRU•CLOSE® hinges are also safer to adjust and safer for children.

Features

- Molded, reinforced polymer construction
- Unique, patented tension adjustment
- Internal stainless steel spring closer
- Weather-resistant, "self-lubricating" materials
- Regular & Heavy Duty hinge ranges
- Alignment Legs (for extra fitting strength)
- Quality Assurance ISO 9001 manufacturer
- Tested to 75,000 cycles (Reg.), 200,000 (HD)

Benefits

- No rusting, sagging or staining!
- Quick, easy and safe adjustment
- No need for unsightly external spring
- Smooth, bind-free closure
- Models to fit all gates & applications
- Models to fit all gate materials
- Limited Lifetime Warranty
- Proven to last the test of time

Highly Adjustable Hinges...for gates up to 132lb (60kg)

TRU-CLOSE®
SELF-CLOSING
MULTI-ADJUST™

Gate load capacity:
700lb
(318kg)



Ideal for VINYL & WOODEN GATES



GAP ADJUSTMENT
 between post and gate...
 Min: 5/8" (16mm) to
 Max: 1 3/8" (35mm)



PASSED THE GATE STRENGTH TEST

The Tru•Close® MULTI-ADJUST™ tension-adjustable hinge is the ideal hinge for vinyl or wood gates.

This revolutionary heavy-duty hinge offers the ultimate range of vertical and horizontal adjustment for large, heavy or high-traffic gates – up to 3/4" (19mm) in either a vertical or a horizontal direction at any time during or after installation. It also allows you to easily adjust spring tension to allow self-closing for improved security.

Combined with its sturdy molded construction and easy installation, this versatility makes the Tru•Close® MULTI-ADJUST™ the ideal "big gate" hinge.

Each MULTI-ADJUST™ hinge has two wrap-around (90° double face-fixed) mounting brackets: one that

Ideal for retrofit applications



Ideal for VINYL & WOODEN GATES

The ideal system for any gate! Combine MULTI-ADJUST hinges with Lokk•Latch PRO® for the ultimate in adjustability.



fits to the gate frame and another to the fence post. Stainless steel "studs" within the brackets allow a lone installer to lift a heavy gate into position and secure it with ease. Adjustments for vertical and horizontal alignment can then be made. Easy!


The Tru•Close® MULTI-ADJUST™ hinge marks a new era in fitting convenience and adjustability for difficult, large vinyl and wooden gates.

Features

- Adjusts horizontally, vertically & for tension
- Molded, reinforced polymer construction
- Unique, patented tension adjustment
- Internal stainless steel spring
- UV-stabilized, "self-lubricating" materials
- Alignment Legs & Adjustment Slots
- Quality Assurance ISO 9001 manufacturer

Benefits

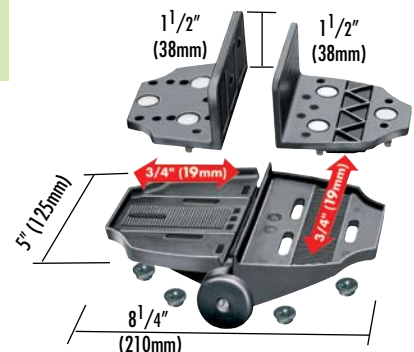
- Convenient, reliable performance
- No rusting, sagging or staining!
- Quick, self-closing adjustment
- No need for unsightly spring closers
- Smooth, bind-free closure
- Ease of installation & adjustment
- Limited Lifetime Warranty



Alignment holes allow mounting brackets to be aligned prior to installation!



- NO RUST**
- NO SAG**
- NO BIND**
- NO STAIN**





“Mini-Multi ADJUST” HINGES FOR SQUARE GATE FRAMES AND FENCE POSTS

The overwhelming demand for our heavy duty MULTI-ADJUST™ hinge for large or heavy gates led us to design a comparable range for lighter gates up to 55lb (25kg).

The result was the Tru•Close® MINI-MULTI™ ADJUST hinge. Available in models to suit metal, vinyl and wooden gates and fences, they are also suitable for difficult installations, thanks to their adjustability.

This advanced design allows horizontal and vertical adjustment, as well as tension adjustment, at any time during or after installation. The TCAMA2 model hinge can also fit gate gaps of up to 2" (50mm), which includes a horizontal slot adjustment of up to 1 1/4" (32mm) and vertical adjustment of up to 3/4" (19mm).


Tru•Close® MINI-MULTI™ ADJUST hinges will prove ideal on gates that go out of alignment, and will help to ensure that these gates continue to close smoothly and reliably over time.

And with no rusting, binding or sagging thanks to their hi-tech molded construction, Tru•Close® MINI-MULTI™ hinges are guaranteed to last.



TCAMA2

FITS UP TO 2" (50mm) GATE GAPS!



METAL WOOD VINYL

Gate load capacity:

375lb (170kg)



TCAMA1



FITS UP TO 2" (50mm) GATE GAPS!

TCAMA2RND



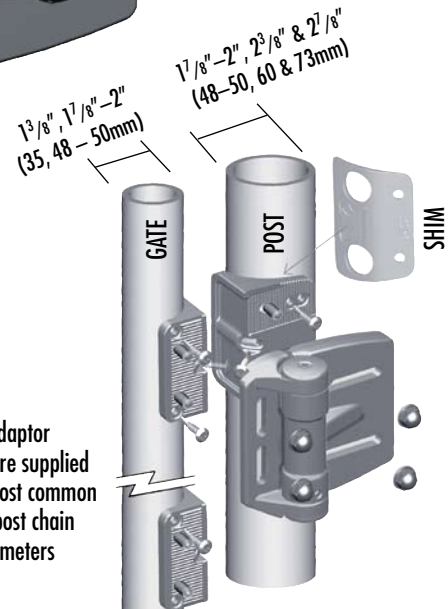
“Mini-Multi ADJUST” FOR ROUND GATE FRAMES AND POSTS

Tru•Close® MINI•MULTI™ ADJUST ROUND self-closing hinges are designed to fit to a wide range of common round-posted gates and fences, and are ideal for gates weighing up to 55lb (25kg).

With 3/4" (19mm) of vertical adjustment and up to 1 1/4" (32mm) of horizontal adjustment for easy installation, there are two models available to for different gate and fence post combinations:

TCAMA2RND fits fence posts from 1 7/8"-2" (48-50mm), 2 3/8" (60 mm) & 2 7/8" (73mm) and gate posts of 1 3/8" (35-41mm).

TCAMA2RND2 fits fence posts from 1 7/8"-2" (48-50mm), 2 3/8" (60 mm) & 2 7/8" (73mm) and gate posts from 1 7/8" - 2" (48-50mm).



Extra adaptor shims are supplied to fit most common round-post chain link diameters


Heavy Duty Hinges – Round Posts

TRU•CLOSE®
SELF-CLOSING

**ROUND
POST
HINGE**

Gate load capacity:

GATE LOAD
700lb
(318kg)



HINGES FOR ROUND POSTS – ‘HEAVY DUTY’ GATES

Tru•Close® HEAVY DUTY ROUND POST HINGES are designed to fit a wide range of common round-posted gates and fences.

Available in two models to accommodate different post diameters for gates weighing up to 132lb (60kg) – **will withstand load forces of up to 700lb (317kg)!**

The TCHDRND1-MK2 model fits post diameters of 1⁷/₈–2", 2³/₈" & 2⁷/₈" (48–50mm, 60mm and 73mm) and gate frames of 1³/₈" & 1⁵/₈" (35mm & 41mm).

The TCHDRND2-MK2 fits post diameters of 1⁷/₈–2" & 2⁷/₈" (48–50mm & 73mm) and gate frames of 1⁷/₈–2" (48–50mm).

Each pair of hinges is packaged as a kit that includes shims/adaptors to fit each post and gate diameter.

Of course, both deliver all the usual Tru•Close® benefits – no rust, no binding, no sagging and no staining!

They also feature Tru•Close’s unique, patented tension adjustment system, which allows the user to remove the endcap and adjust the spring tension for each gate.

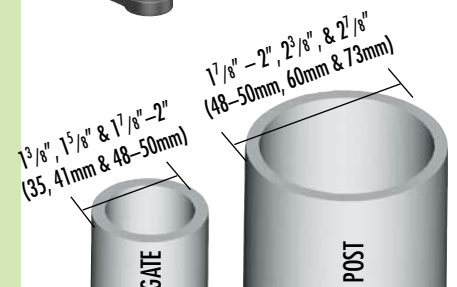
With adequate tension, gates will close smoothly and reliably every time!



TCHDRND1-MK2
For frames and posts
of different diameters



TCHDRND2-MK2
For frames and posts
of same diameters



Features

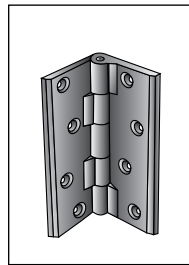
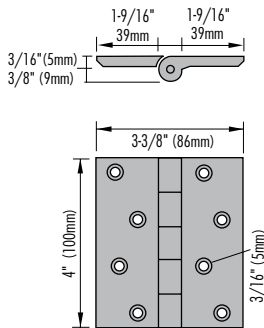
- Adjusts horizontally, vertically & for tension
- Molded, reinforced polymer construction
- Unique, patented tension adjustment
- Internal stainless steel spring
- UV-stabilized, “self-lubricating” materials
- Alignment Legs & Adjustment Slots
- Quality Assurance ISO 9001 manufacturer

Benefits

- Convenient, reliable performance
- No rusting, sagging or staining!
- Quick, self-closing adjustment
- No need for unsightly spring closers
- Smooth, bind-free closure
- Ease of installation & adjustment
- Limited Lifetime Warranty



TRU • CLOSE Regular TCP

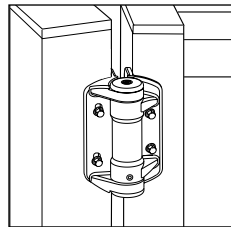
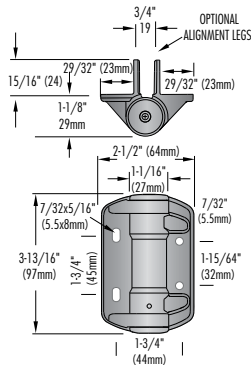


| Code | Gate material | Style | Self-close | Color |
|------|-------------------|----------------|------------|-------|
| TCP | Light Metal Gates | Plain pivoting | N/A | Black |

Description: A plain, pivoting butt-style hinge for light-to medium-weight metal and wood gates around homes and gardens. Not self-closing, not suitable for safety gates. Tough, molded polymer construction. Stainless steel hinge pin. 100% rust-free for life. No binding, no sagging, no staining. Ideal for small barn or shed applications. No fasteners included. Consult your hardware expert for appropriate fixings.

MAX. LOAD 350lb (159kg)

TRU • CLOSE Regular TCA1-MK2

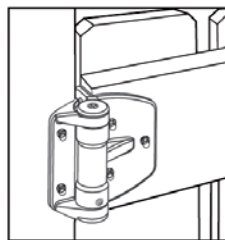
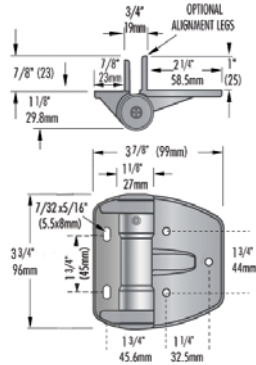


| Code | Gate material | Style | Self-close | Color |
|------------|---------------|---------------------------------------------|-------------|--------------|
| TCA1-MK2 | Metal Gates | Adjustable, self-closing | 55lb (25kg) | Black, White |
| TCA1L2-MK2 | Metal Gates | Adjustable, self-closing (2 alignment legs) | 55lb (25kg) | Black, White |

Description: The ideal tension-adjustable (self-closing) hinge for mid-weight metal safety gates around pools, homes and gardens. Tough, molded construction with stainless steel torsion spring. 100% rust-free for life. No binding, no sagging, no staining. Quick and easy adjustment feature. "L2" model offers quick-fit alignment legs for added fitting strength. No fasteners included. Consult your hardware expert for appropriate fixings.

MAX. LOAD 450lb (205kg)
2 Leg model: 550lb (250kg)

TRU • CLOSE Regular TCA2-MK2

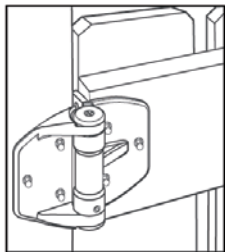
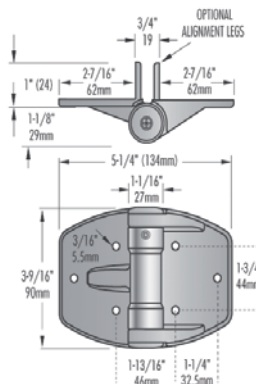


| Code | Gate material | Style | Self-close | Color |
|------------|---------------|------------------------------------------|-------------|-------|
| TCA2-MK2 | Metal & Wood | Adjust., self-closing | 55lb (25kg) | Black |
| TCA2L2-MK2 | Metal & Wood | Adjust., self-closing (2 alignment legs) | 55lb (25kg) | Black |

Description: The ideal self-closing (tension-adjustable) hinge for mid-weight metal and/or wood gates around homes and gardens. Tough, molded construction with stainless steel torsion spring. 100% rust-free for life. No binding, no sagging, no staining. Quick and easy adjustment feature. "L2" model offers quick-fit alignment legs for added fitting strength. No fasteners included. Consult your hardware expert for appropriate fixings.

MAX. LOAD 450lb (205kg)
2 Leg model: 550lb (250kg)

TRU • CLOSE Regular TCA3-MK2



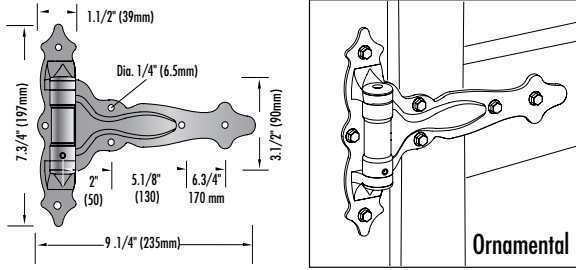
| Code | Gate material | Style | Self-close | Color |
|------------|---------------|------------------------------------------|-------------|--------------|
| TCA3-MK2 | Wood/Vinyl | Adjust., self-closing | 55lb (25kg) | Black, White |
| TCA3L2-MK2 | Wood/Vinyl | Adjust., self-closing (2 alignment legs) | 55lb (25kg) | Black, White |

Description: The ideal self-closing (tension-adjustable) hinge for mid-weight wood & vinyl gates around homes and gardens. Tough, molded construction with stainless steel torsion spring. 100% rust-free for life. No binding, no sagging, no staining. Quick and easy adjustment feature. "L2" model offers quick-fit alignment legs for added fitting strength. No fasteners included. Consult your hardware expert for appropriate fixings.

MAX. LOAD 450lb (205kg)
2 Leg model: 550lb (250kg)

Specifications

TRU•CLOSE Regular TCA4

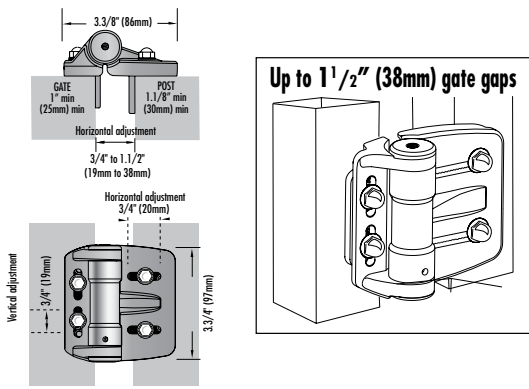


| Code | Gate material | Style | Self-close | Color |
|------|--------------------|--------------------|-------------|-------|
| TCA4 | Metal, Wood, Vinyl | T-style Decorative | 55lb (25kg) | Black |

Description: T-style “decorative” self-closing (tension-adjustable) hinges for ornamental-style gates. Fits to mid-weight metal, wood and vinyl materials and all types of gates around homes and gardens. Tough, molded construction with stainless steel torsion spring. 100% rust-free. No binding, no sagging, no staining. Quick and easy adjustment feature.
All fasteners included.

MAX. LOAD 450lb (205kg)

TRU•CLOSE Regular TCAMA1

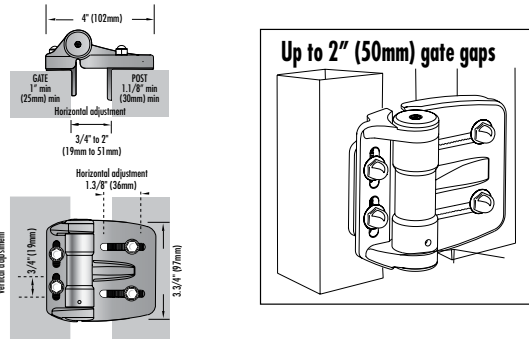


| Code | Gate material | Style | Self-close | Color |
|--------|---------------------------|---------------------------------------------|-------------|-------|
| TCAMA1 | Metal, Wood & Vinyl Gates | Adjustable, self-closing (2 alignment legs) | 55lb (25kg) | Black |

Description: The ideal tension-adjustable (self-closing) hinge for gates with gate gaps of up to 1 1/2" (38mm). Can be adjusted horizontally or vertically by way of adjustment slots. Fits to mid-weight metal, wood and vinyl safety gates around pools, homes and gardens. Tough, molded construction with stainless steel torsion spring. 100% rust-free for life. No binding, no sagging, no staining. Quick and easy adjustment feature. Quick-fit alignment legs for added fitting strength and durability.
All fasteners included.

MAX. LOAD 375lb (170kg)

TRU•CLOSE Regular TCAMA2

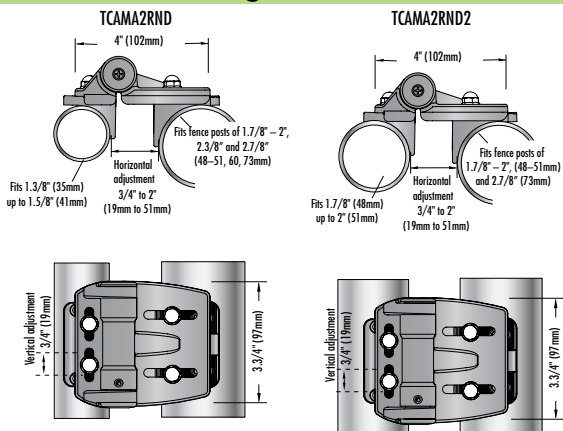


| Code | Gate material | Style | Self-close | Color |
|--------|---------------------------|---------------------------------------------|-------------|--------------|
| TCAMA2 | Metal, Wood & Vinyl Gates | Adjustable, self-closing (2 alignment legs) | 55lb (25kg) | Black, White |

Description: The ideal tension-adjustable (self-closing) hinge for gates with hinge gaps up to 2" (50mm). Fits to mid-weight metal, wood and vinyl safety gates around pools, homes and gardens. Tough, molded construction with stainless steel torsion spring. 100% rust-free for life. No binding, no sagging, no staining. Quick and easy adjustment feature. Quick-fit alignment legs for added strength and durability. **All fasteners included.**

MAX. LOAD 375lb (170kg)

TRU•CLOSE Regular TCAMA2RND/2



| Code | Gate material | Style | Self-close | Color |
|------------|---------------|--------------------------|-------------|-------|
| TCAMA2RND | Chain Link | Adjustable, self-closing | 55lb (25kg) | Black |
| TCAMA2RND2 | Chain Link | Adjustable, self-closing | 55lb (25kg) | Black |

TCAMA2RND Gate Frames diameters of 1.3/8"–1.5/8" (35mm–41mm) and... Fence Posts diameters of 1.7/8"–2", 2.3/8" & 2.7/8" (48–50mm, 60mm & 73mm)
TCAMA2RND2 Gate Frames diameters of 1.7/8"–2" (48mm–50mm) and... Fence Posts diameters of 1.7/8"–2", 2.3/8" & 2.7/8" (48–50mm, 60mm & 73mm)

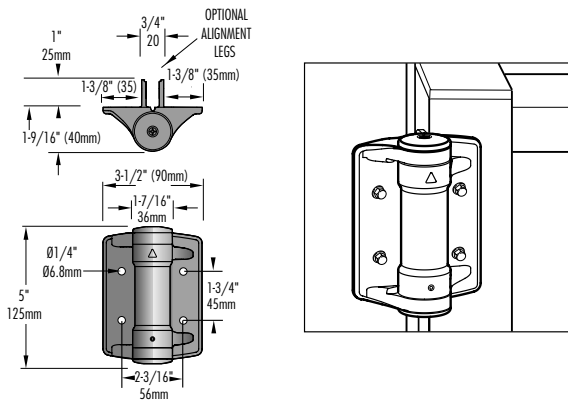
Description: The ideal tension-adjustable (self-closing) hinge for ROUND POST gates with hinge gaps of up to 2" (50mm). Fits to mid-weight metal and chain link gates around pools, homes and gardens. Tough, molded construction with stainless steel torsion spring. **Fasteners included.**

MAX. LOAD 375lb (170kg)

Please consult your local D&D sales agent for models available in your area



TRU•CLOSE Heavy Duty TCHD1A-MK2



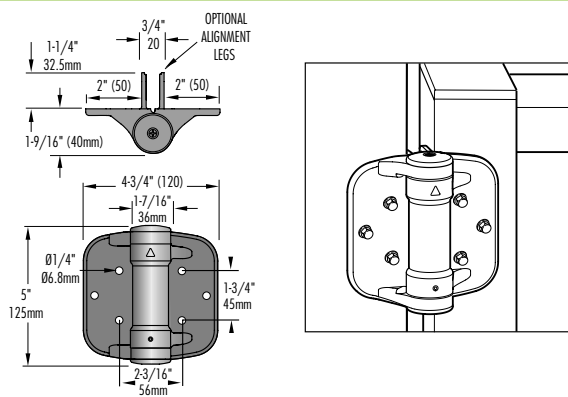
| Code | Gate material | Style | Self-close | Color |
|-------------|---------------|------------------|--------------|--------------|
| TCHD1A-MK2 | Metal Gates | Flat, face-fix | 132lb (60kg) | Black, White |
| TCHD1A1-MK2 | Metal Gates | 1 alignment leg | 132lb (60kg) | Black |
| TCHD1A2-MK2 | Metal Gates | 2 alignment legs | 132lb (60kg) | Black, White |

Description: The ideal self-closing (tension-adjustable) hinge for heavier or high-traffic metal gates - especially those with narrow frames - around commercial areas, homes and childcare centers. Tough, molded construction with stainless steel torsion spring. 100% rust-free for life. No binding, no sagging, no staining. Quick and easy adjustment feature. "L2" model offers quick-fit alignment legs for added fitting strength.

No fasteners included. Consult your hardware expert for 12-gauge fasteners.

MAX. LOAD 700lb (317kg)
2 Leg model: 1000lb (453kg)

TRU•CLOSE Heavy Duty TCHD1-MK2



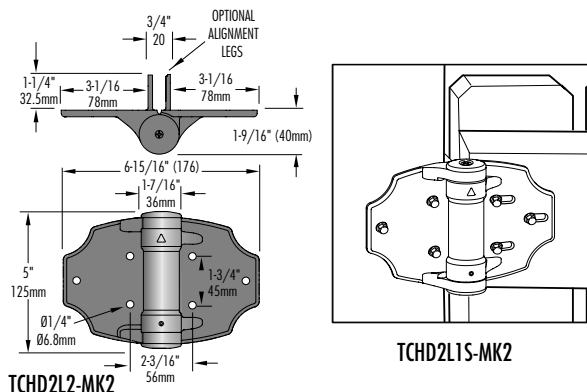
| Code | Gate material | Style | Self-close | Color |
|-------------|--------------------|------------------|--------------|-------|
| TCHD1-MK2 | Metal, Wood, Vinyl | Flat, face-fix | 132lb (60kg) | Black |
| TCHD1L2-MK2 | Metal, Wood, Vinyl | 2 alignment legs | 132lb (60kg) | Black |

Description: A self-closing (tension-adjustable) hinge for heavier or high-traffic metal, wood or vinyl gates around commercial areas, homes and childcare centers. Tough, molded construction with stainless steel torsion spring. 100% rust-free for life. No binding, no sagging, no staining. Quick and easy adjustment feature. "L2" model offers quick-fit alignment legs for added strength.

No fasteners included. Consult your hardware expert for 12-gauge fasteners.

MAX. LOAD 700lb (317kg)
2 Leg model: 1000lb (453kg)

TRU•CLOSE Heavy Duty TCHD2L2-MK2



| Code | Gate material | Style | Self-close | Color |
|--------------|---------------|----------------------|--------------|--------------|
| TCHD2L2-MK2 | Vinyl & Wood | 2 alignment legs | 132lb (60kg) | Black, White |
| TCHD2L1S-MK2 | Vinyl & Wood | 1 leg w/adjust. slot | 132lb (60kg) | Black, White |

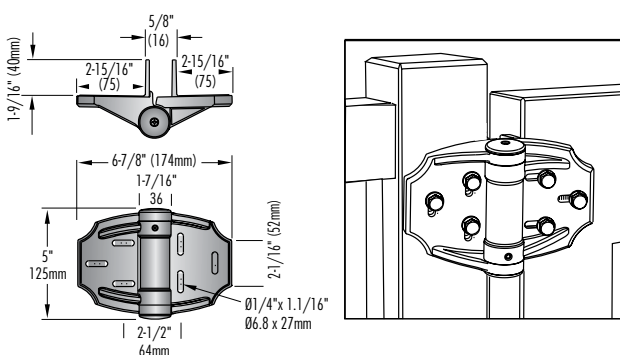
Description: The ideal self-closing (tension-adjustable) hinge for heavier or high-traffic vinyl and wooden gates around commercial areas, homes and childcare centers. Tough, molded construction with stainless steel torsion spring. 100% rust-free for life. No binding, no sagging, no staining. Quick and easy adjustment feature.

'L1' and 'L2' model offers quick-fit alignment legs for added fitting strength.

No fasteners included. Consult your hardware expert for 12-gauge fasteners.

MAX. LOAD 700lb (317kg)
2 Leg model: 1000lb (453kg)

"MULTI•ADJUST HINGE" (Heavy Duty)



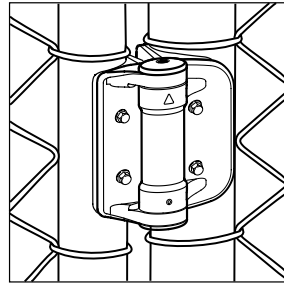
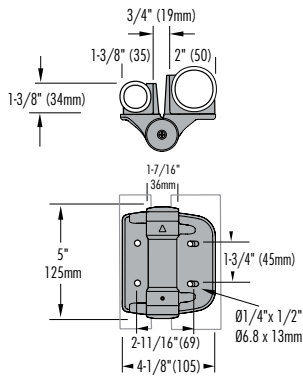
| Code | Gate material | Style | Self-close | Color |
|---------|---------------|------------------|--------------|--------------|
| TCHDMA1 | Wood/Vinyl | 3 way adjustable | 132lb (60kg) | Black, White |

Description: The world's most adjustable gate hinge – and one of the easiest to install. Ideal for large, heavy or high-traffic vinyl or wooden gates. This revolutionary, heavy duty hinge offers the ultimate range of vertical, horizontal and tension adjustment. It is possible to adjust the hinge (the gate) up to 3/4" (19mm) in either a vertical or horizontal direction. This hinge also offers the benefits of Tru•Close's patented tension adjustment facility. Tough, molded construction with stainless steel torsion spring. No rust, binding, sagging or staining! **All fasteners included.**

MAX. LOAD 700lb (317kg)

Specifications

ROUND•POST HINGE (Heavy Duty)



Various diameter posts

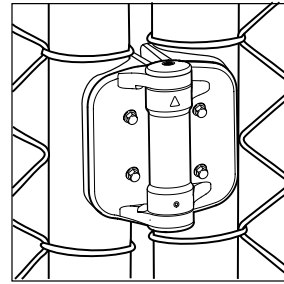
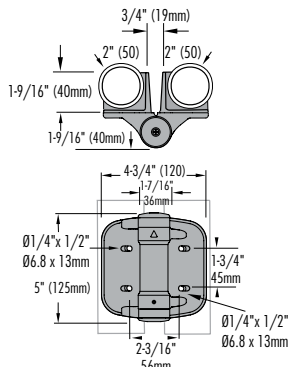
| Code | Gate material | Style | Self-close | Color |
|--------------|-----------------|-----------------|--------------|--------------|
| TCHDRND1-MK2 | Round materials | Fits chain Link | 132lb (60kg) | Black, White |

Description: The Tru•Close "ROUND POST HINGE" is a tough molded hinge designed to fit to a wide range of common round-posted gates and fences. It is ideal for fence post diameters of 1⁷/₈"– 2", 2³/₈" and 2⁷/₈" (48mm–50mm, 60mm & 73mm), and gate frame diameters of 1³/₈" & 1⁵/₈" (35mm & 41mm). Each pair of hinges is packed with a variety of shims/adaptors to fit each post and gate diameter. Patented tension adjustment facility. No rust, no binding, no sagging or staining!

All fasteners included.

MAX. LOAD 700lb (317kg)

ROUND•POST HINGE (Heavy Duty)



Similar diameter posts

| Code | Gate material | Style | Self-close | Color |
|--------------|-----------------|----------------|--------------|-------|
| TCHDRND2-MK2 | Round materials | Fits chainlink | 132lb (60kg) | Black |

Description: The Tru•Close "ROUND POST HINGE" is a tough molded hinge designed to fit to a wide range of common round-posted gates and fences that share the same diameter of post.

It is ideal for fence post diameters of 1⁷/₈"– 2" and 2⁷/₈" (48mm–50mm and 73mm), and gate frame diameters of 1⁷/₈"–2" (48mm–50mm). Patented tension adjustment facility. No rust, no binding, no sagging or staining!

All fasteners included.

MAX. LOAD 700lb (317kg)

JAZZ UP YOUR GATES WITH DECORATIVE STYLE HINGES

D&D's ornamental DecoMold™ gate hinges are the answer for all those fencing contractors and gate manufacturers frustrated by the traditional problems of press-folded, metal hinges.

Made using our proven glass-fiber molding technology, they eliminate the age-old drawbacks of rusting, binding, sagging and staining. They also feature Tru•Close's patented tension adjustment facility, with internal stainless steel springs to ensure smooth, reliable closure on gates of various sizes and weights up to 55lb (25kg).

DecoMold™ hinges are marginally thicker than a typical metal ornamental hinge. Most notably, they feature deep, molded strengthening ribs through the center of the hinge leaf for superior strength and durability.

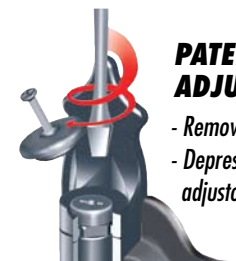


Featuring thick, molded leaf ribs for superior strength!

"DECOMOLD" Ornamental Hinges

| Code | Description | Color |
|------|-------------------------------|-------|
| TCA4 | T-Style Decorative Gate Hinge | Black |

Gate load capacity:
GATE LOAD 450lb (205kg)



PATENTED TENSION ADJUSTMENT!

- Remove endcap
- Depress and turn internal adjuster as required



KwikFit™

General-purpose gate hinges

Ideal for metal, wood and vinyl gates

Gate load capacity: **375lb (170kg)**



New **KwikFit™** gate hinges are the ideal choice for lightweight gates around the home.

Whether you are after a reliable, standard pivoting hinge or the convenience of a spring-loaded self-closing model, **KwikFit™** has you covered.

Made using our proven glass-fiber molding technology, **KwikFit™** hinges won't rust, bind, sag or stain.

What's more, they feature special fitting legs that make it easy to align the hinge on gate and fence corners. Screws then fix the hinge in place on two sides of the post and gate for even greater strength and security.

KwikFit™ hinges are quick to fit, will last a lifetime and represent great value!



KFP – Plain Pivoting Model



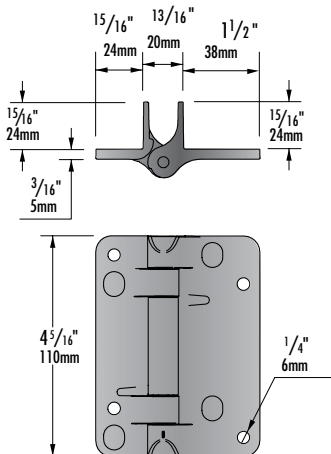
KFS – Self-closing Model

The **Kwik•Fit™** legs offer quick and easy alignment of the hinges on gate and fence post.

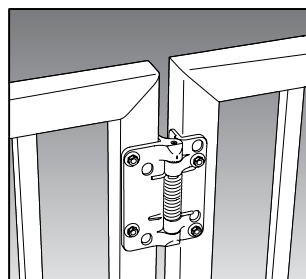
Double face-fixing (i.e. fixes to both face and side of post and gate) also adds improved strength.



KWIK•FIT – KFP & KFS models



For post mounting method only



| Code | Feature | Self-close | Color |
|------|--------------------------------|-------------|-------|
| KFP | Plain pivoting | – | Black |
| KFS | Self-closing Fixed tension* | 45lb (20kg) | Black |

Description: A plain pivoting or fixed tension, self-closing gate hinge for light- to medium-weight gates around the home. Tough, molded polymer construction with stainless steel torsion spring. No rusting, no binding, no sagging and no staining. Smooth, reliable closure. "Multi-fitting" legs provide versatility and extra fitting strength. Post mounting method only. No fasteners included. Consult your hardware expert for 12-gauge fasteners.

*For tension adjustable model, see KwikFit KFA model on page 37

Low Cost, Tension-Adjustable

KwikFit™

General-purpose gate hinges

Gate load capacity: **375lb (170kg)**



ECONOMICAL, GENERAL-PURPOSE HINGES

The KwikFit™ tension-adjustable hinge (formerly known as the Multi-Fit™ Hinge) is a strong, molded (rust-free) hinge designed to fit most light home and garden gates that require some degree of self-closure. They are inexpensive hinges that overcome the traditional gate hinge problems of rusting, binding, sagging and staining.

All closing springs are made from high-grade stainless steel to prevent rust or binding.

KwikFit™ is suited to gates up to 26lb (12kg) and offers a gate load capacity of 375lb (170kg).

THE "QUICK-FIT ALIGNMENT LEGS" OFFER THREE BENEFITS:

1. Quick and easy alignment of the hinges on gate and fence post;
2. The extra strength of multiple face fixing (i.e. fit to two sides of gate and fence post);
3. Two-way post fitting: flat, flush-fixing (180°) or double face-fixing (90°).



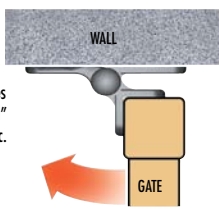
FLEXIBLE MOUNTING OPTIONS

WALL MOUNT

Wall mounting eliminates the need for a "terminal" post against masonry etc.

Flush fixing (180°)

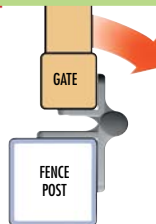
KFA model only



POST MOUNT

Double-faced fixing. Added strength & self-aligning.

KFA, KFS and KFP models



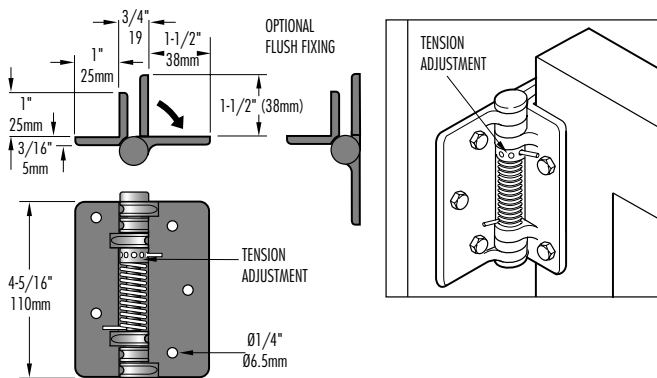
Features

- Low-cost, high-quality hinge
- Post mount or wall mount capable
- Molded, reinforced polymer construction
- UV-stabilized, "self-lubricating" materials
- Quality Assurance ISO 9001 manufacturer

Benefits

- Economical & durable gate closure
- Fits lightweight gate applications
- No rusting, sagging or staining!
- Smooth, bind-free closure
- Limited Lifetime Warranty

KWIK•FIT – KFA model



| Code | Feature | Self-close | Color |
|------|--------------------|-------------|-------|
| KFA | Tension Adjustable | 26lb (12kg) | Black |

Description: An adjustable, self-closing gate hinge for light to medium-weight gates around the home. Tough, molded polymer construction with stainless steel torsion spring. No rusting, no binding, no sagging and no staining. Smooth, reliable closure. "Multi-fitting" legs provide versatility and extra fitting strength. Wall mounting and post mounting methods possible. No fasteners included. Consult your hardware expert for 12-gauge fasteners.



LOKK•BOLT® Security Drop Bolt

HEAVY DUTY DROP-BOLT (CANE-BOLT) – IDEAL FOR DOUBLE-DRIVE GATES

- 6-pin lockable, stainless steel privacy & security bolt
- Can be re-keyed to match most doors (by a professional locksmith)
- 2 Bolt lengths – 18" & 24"
- Tough, molded polymer construction
- 316-grade stainless steel rod
- Available to suit vinyl, wood and metal gates

Lokk•Bolts are all keyed-alike. The benefit is you can order any other D&D 6-pin keyed-alike lock or latch and have a common key


The LOKK•BOLT® cane-bolt is a superbly stylish and long-lasting privacy and security drop-bolt.

This key-lockable device comes in two lengths (18" and 24") and is quick and simple to install on all gate and fence materials. There are models for metal, wood and vinyl gates. It is equally as effective on pedestrian gates as it is on double-drive gates.

Clever bolt retention grooves mean this cane-bolt will never drop, drag, bend or grind across driveways!

Special retention grooves mean the bolt won't drop, drag, bend or grind across driveways!

Key lockable double-drive gate security



Features

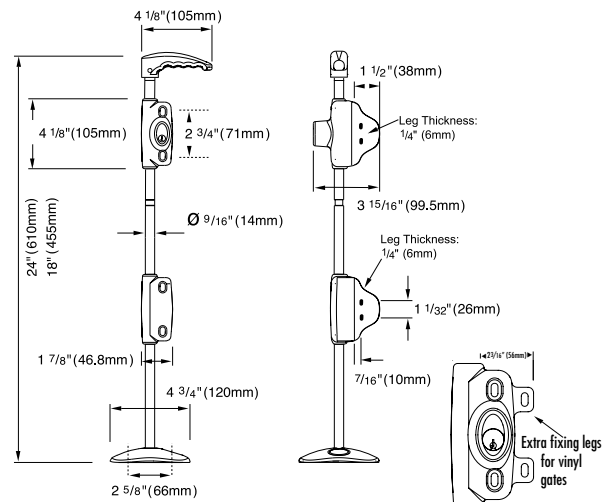
- Special bolt retention grooves
- Re-keyable to match most door locks

Benefits

- No more bolt dragging
- One key fits all gates & doors

LOKK•BOLT Key Lockable Drop-Bolt

| Code | Material/Gate | Security | Size | Color |
|---------|--------------------|--------------|----------------|--------------|
| LB118BX | Metal Gates | Key lockable | 18" (457mm) | Black, White |
| LB124BX | Metal Gates | Key lockable | 24" (610mm) | Black, White |
| LB218BX | Vinyl & Wood Gates | Key lockable | 18" (457mm) | Black |
| LB224BX | Vinyl & Wood Gates | Key lockable | 24" (610mm) | Black, White |
| LBBPBG | Base Plate | Optional | 4 3/4" (121mm) | Black |



Lokk•Bolt® models are now all keyed alike.

Gate Stops & Gate Handle

'Soft & Quiet' GATE•STOP™

FOR KEEPING YOUR GATE STRAIGHT



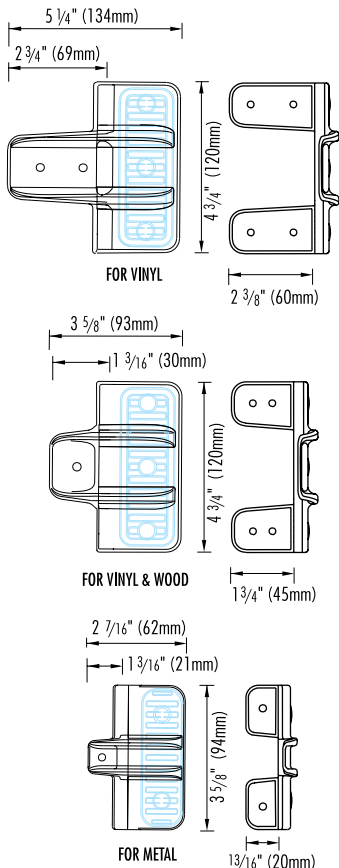
The GATE•STOP™ is the ideal gate alignment device for preventing hinge, latch and gate damage, and for prolonging gate life.

There are three models to fit gates of different sizes and materials.


This simple, convenient device is molded from high-strength polymer materials and is guaranteed against rust, distortion and staining. An integrated rubber buffer protects against 'gate slam' and reduces noise significantly. The benefits of this are increased hinge and gate life and a less-frequent need for gate adjustment or re-alignment.

For gates higher than 4 feet (1.2m), two GATE•STOPS™ may be required to guard against severe "concussion" or twisting damage.

Important: GATE•STOPS™ should not be used on child safety gates, as gate-stops of all kinds may be used as footholds by toddlers.



Soft and quiet-action shock absorber



| Features | Benefits |
|-------------------------------------------------------------------------------------------------------------------------|---------------------------------------------------------------------------------------------------------|
| <ul style="list-style-type: none"> Molded, reinforced polymer construction Rubber buffer insert | <p>NO rust or staining! Tough, durable.</p> <p>Soft, quiet closure. Prevents damage.</p> |

| Code | Gate Mat. | Purpose | Color |
|-------|--------------|---------------------------------|---------------|
| TCGS1 | Vinyl Gates | Reduces gate concussion & noise | Black & White |
| TCGS2 | Wood & Vinyl | Reduces gate concussion & noise | Black & White |
| TCGS3 | Metal Gates | Reduces gate concussion & noise | Black & White |

GATE•HANDLE™

- Strong, glass-reinforced polymer construction
- No more rusting or staining
- Fits left-hand or right-hand opening gates
- Available in black or white

The GATE•HANDLE™ is a general-purpose device designed to fit all types of gates and gate materials.

It offers convenient gate opening and closing on virtually all commercial and household applications.

It features strong polymer construction, modern ergonomic design and is guaranteed against rusting and staining.

| Code | Gate material | Feature | Color |
|-------|--------------------|------------|--------------|
| LLHBG | Vinyl, Wood, Metal | Reversible | Black, White |

| Features | Benefits |
|-----------------------------------------------------------------------------------------------------------------------------------------|------------------------------------------------------------------------------------------------------------------------|
| <ul style="list-style-type: none"> Tough, molded polymers Ergonomic, stylish design Symmetrical design | <p>Durable. No rust or staining.</p> <p>Comfortable and functional</p> <p>Fits left-hand & right-hand openings</p> |





D&D Technologies



AUSTRALIA: D&D Technologies P/L, Unit 6, 4-6 Aquatic Drive, Frenchs Forest, NSW 2086
Tel: 1800 500 203 Fax: (02) 9975 4501.

Website: www.ddtechglobal.com E-mail: sales@ddtech.com.au

USA: D&D Technologies (USA) Inc., 7731 Woodwind Drive, Huntington Beach CA 92647
Tel: (800) 716-0888 Fax: (800) 464-6400.

Website: www.ddtechglobal.com E-mail: info@ddtechusa.com

EUROPE: D&D Technologies B.V., Niasstraat 1, 3531 WR Utrecht The Netherlands

Tel: +31 (0)30 291 98 47 Fax: +31 (0)30 291 99 98

Website: www.ddtechglobal.com E-mail: sales@ddtech.nl

