



WT-30



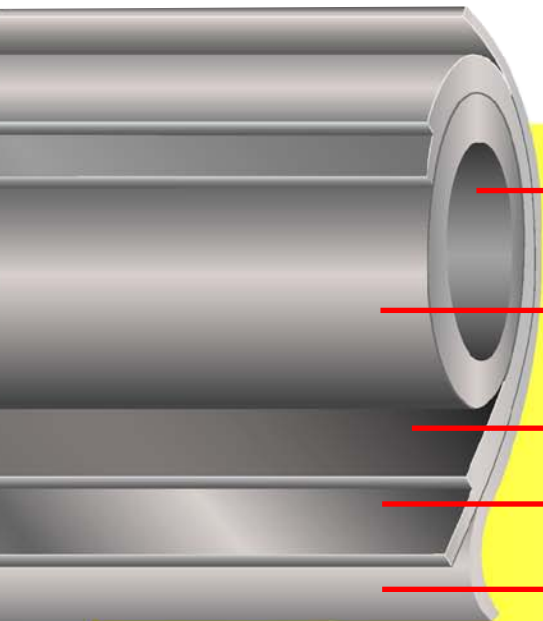
Industrial/Commercial Fence Framework

WT-30 is produced with high tensile/yield strength cold-formed steel. Wheatland's state of the art in-line ERW manufacturing process produces a uniform triple layer of O.D. protection against corrosion. The application of the highest quality zinc is followed by a conversion coating and top coated with brilliant UV clear polymeric coating for superior corrosion resistance.

- **Minimum yield strength of 50,000 psi and mechanically durable.**
- **Solution for challenging Industrial and Commercial fence framework jobs.**



Wheatland WT-30 fence framework offers four-way protection against corrosion and white rust.



- **Zinc-rich interior coating** protects against the condensation build-up that causes pipe to rust from the inside
- **Cold rolled, high strength steel** provides a minimum yield strength of 50,000 psi
- **Continuous hot dip galvanized coating**
- **Intermediate conversion coating** inhibits white rust
- **UV clear polymeric coating** seals in protection, and provides a smooth, lustrous finish

Wheatland Delivers

Wheatland tube Company, with an American heritage of over 125 years serving the pipe and tube industry, is ready to stand tough in meeting the challenges of the new millennium. Built on a solid foundation, Wheatland is committed to producing the highest quality, most complete family of fence framework in the industry.

WT-30 Dimensions & Strength Characteristics

Fence Industry	Decimal O.D. Equivalent		Pipe Wall Thickness		Weight		Min. Section Modulus	Min. Yield Strength	Max Bending Moment	Calculated Load (lbs)			
	O.D.	inches	(mm)	inches	(mm)	lb/ft				(kg/m)	inches ³	psi	lb. in.
											10' Free Support	4'	6'
1 5/8"	1.660	42.2	.095	2.41	1.59	2.36	.1730	50,000	8650	288	180	120	
1 7/8"	1.900	48.3	.105	2.66	2.01	2.99	.2519	50,000	12595	420	262	175	
2 1/2"	2.375	60.3	.115	2.92	2.78	4.13	.4402	50,000	22010	734	458	306	
3"	2.875	73.0	.130	3.30	3.81	5.67	.7364	50,000	36820	1227	767	511	
3 1/2"	3.500	88.9	.140	3.56	5.03	7.22	1.1941	50,000	59705	1927	1205	803	
4"	4.000	101.6	.140	3.56	5.78	8.61	1.5834	50,000	79170	2639	1649	1100	



Specifications, illustrated material and descriptions are accurate as known at time of publication and are subject to change without notice.



Wheatland Tube Company

DIVISION OF JOHN MANEELY COMPANY

Call us for prompt service.
800-257-8182

Corporate Office: 900 Haddon Avenue, Collingswood, NJ 08108 • 800-257-8182 Fax 856-854-0616
Manufacturing Locations: Chicago, IL; Little Rock, AR; Sharon, PA; Warren, OH and Wheatland, PA
 Visit us at: www.wheatland.com • E-mail us at: fence@wheatland.com

